

14  
AERIAL

PHOTO KEYMAP

SITE PHOTOGRAPHIC SURVEY

PROJECT: KARAPEDIAN FAMILY RANCH  
PROJECT NUMBER: 558.2101.08  
DATE: JANUARY 20, 2023  
SCALE: NOT TO SCALE  
BUILDING #: ON-SITE PHOTO SURVEY

**KARAPEDIAN FAMILY  
RANCH**  
1900 RIVERSIDE DRIVE GLENDALE , CA 91201

DESIGN | ARCHITECTURE | PLANNING  
**RED**  
Architectural Group  
3438 N. VERDUGO ROAD, SUITE 200, GLENDALE, CA 91208  
P 818.957.7765 | www.red-arch.com





20' W EASEMENT  
TO BE VACATED



PHOTO 1A  
AERIAL

PAGE 01

PROJECT: KARAPEDIAN FAMILY RANCH  
PROJECT NUMBER: 558.2101.08  
DATE: JANUARY 20, 2023  
SCALE: NOT TO SCALE  
BUILDING #: ON SITE PHOTO SURVEY

# KARAPEDIAN FAMILY RANCH

1900 RIVERSIDE DRIVE GLENDALE , CA 91201

DESIGN | ARCHITECTURE | PLANNING

**RED**  
Architectural Group

3436 N. VERDUGO ROAD, SUITE 200, GLENDALE, CA 91208  
P 818.957.7785 | www.red-arch.com



PHOTO 1



PHOTO 2

PROJECT: KARAPEDIAN FAMILY RANCH  
 PROJECT NUMBER: 558.2101.08  
 DATE: JANUARY 20, 2023  
 SCALE: NOT TO SCALE  
 BUILDING #: ON SITE PHOTO SURVEY

# KARAPEDIAN FAMILY RANCH

1900 RIVERSIDE DRIVE GLENDALE , CA 91201





PHOTO 3



PHOTO 3a

PROJECT: KARAPEDIAN FAMILY RANCH  
 PROJECT NUMBER PROJECT NUMBER  
 DATE: JANUARY 20, 2023  
 SCALE: NOT TO SCALE  
 BUILDING #:

# KARAPEDIAN FAMILY RANCH

1900 RIVERSIDE DRIVE GLENDALE , CA 91201

DESIGN | ARCHITECTURE | PLANNING

**RED**  
 Architectural Group

3436 N. VERDUGO ROAD, SUITE 200, GLENDALE, CA 91208  
 P 818.957.7785 | www.red-arch.com






PHOTO 4



PHOTO 5

PROJECT: KARAPEDIAN FAMILY RANCH  
 PROJECT NUMBER PROJECT NUMBER  
 DATE: JANUARY 20, 2023  
 SCALE: NOT TO SCALE  
 BUILDING #:

# KARAPEDIAN FAMILY RANCH

1900 RIVERSIDE DRIVE GLENDALE , CA 91201

DESIGN | ARCHITECTURE | PLANNING

**RED**  
 Architectural Group

3436 N. VERDUGO ROAD, SUITE 200, GLENDALE, CA 91208  
 P 818.957.7785 | www.red-arch.com



PHOTO 6



PHOTO 7

PROJECT: KARAPEDIAN FAMILY RANCH  
 PROJECT NUMBER PROJECT NUMBER  
 DATE: JANUARY 20, 2023  
 SCALE: NOT TO SCALE  
 BUILDING #:

# KARAPEDIAN FAMILY RANCH

1900 RIVERSIDE DRIVE GLENDALE , CA 91201

DESIGN | ARCHITECTURE | PLANNING

**RED**

Architectural Group

3436 N. VERDUGO ROAD, SUITE 200, GLENDALE, CA 91208  
 P. 818.957.7785 | www.red-arch.com





PHOTO 8



PHOTO 9

PROJECT: KARAPEDIAN FAMILY RANCH  
 PROJECT NUMBER PROJECT NUMBER  
 DATE: JANUARY 20, 2023  
 SCALE: NOT TO SCALE  
 BUILDING #: ON SITE PHOTO SURVEY

# KARAPEDIAN FAMILY RANCH

1900 RIVERSIDE DRIVE GLENDALE , CA 91201

DESIGN | ARCHITECTURE | PLANNING  
**RED**  
 Architectural Group  
3436 N. VERDUGO ROAD, SUITE 200, GLENDALE, CA 91208  
 P 818.967.7785 | www.red-arb.com



PHOTO 10



PHOTO 11

PROJECT: KARAPEDIAN FAMILY RANCH  
 PROJECT NUMBER PROJECT NUMBER  
 DATE: JANUARY 20, 2023  
 SCALE: NOT TO SCALE  
 BUILDING #: ON SITE PHOTO SURVEY

# KARAPEDIAN FAMILY RANCH

1900 RIVERSIDE DRIVE GLENDALE , CA 91201

DESIGN | ARCHITECTURE | PLANNING

**RED**  
 Architectural Group

3436 N. VERDUGO ROAD, SUITE 200, GLENDALE, CA 91208  
 P. 818.957.7765 | www.red-arch.com





PHOTO 12



PHOTO 13

PROJECT: KARAPEDIAN FAMILY RANCH  
 PROJECT NUMBER PROJECT NUMBER  
 DATE: JANUARY 20, 2023  
 SCALE: NOT TO SCALE  
 BUILDING #: ON SITE PHOTO SURVEY

# KARAPEDIAN FAMILY RANCH

1900 RIVERSIDE DRIVE GLENDALE , CA 91201

DESIGN | ARCHITECTURE | PLANNING

**RED**

Architectural Group

3436 N. VERDUGO ROAD, SUITE 200, GLENDALE, CA 91208  
 P 818.967.7785 | www.red-ardb.com



PHOTO 14



PHOTO 15

PROJECT: KARAPEDIAN FAMILY RANCH  
 PROJECT NUMBER PROJECT NUMBER  
 DATE: JANUARY 20, 2023  
 SCALE: NOT TO SCALE  
 BUILDING #: ON SITE PHOTO SURVEY

# KARAPEDIAN FAMILY RANCH

1900 RIVERSIDE DRIVE GLENDALE , CA 91201

DESIGN | ARCHITECTURE | PLANNING

**RED**  
 Architectural Group

3436 N. VERDUGO ROAD, SUITE 200, GLENDALE, CA 91208  
 P 818.957.7785 | www.red-arch.com





PHOTO 16



PHOTO 17

PROJECT: KARAPEDIAN FAMILY RANCH  
 PROJECT NUMBER PROJECT NUMBER  
 DATE: JANUARY 20, 2023  
 SCALE: NOT TO SCALE  
 BUILDING #: ON SITE PHOTO SURVEY

# KARAPEDIAN FAMILY RANCH

1900 RIVERSIDE DRIVE GLENDALE , CA 91201

DESIGN | ARCHITECTURE | PLANNING

**RED**

Architectural Group

3436 N. VERDUGO ROAD, SUITE 200, GLENDALE, CA 91208  
 P 818.967.7785 | www.red-arb.com



PHOTO 18



PHOTO 19

PROJECT: KARAPEDIAN FAMILY RANCH  
 PROJECT NUMBER PROJECT NUMBER  
 DATE: JANUARY 20, 2023  
 SCALE: NOT TO SCALE  
 BUILDING #: ON SITE PHOTO SURVEY

# KARAPEDIAN FAMILY RANCH

1900 RIVERSIDE DRIVE GLENDALE , CA 91201

DESIGN | ARCHITECTURE | PLANNING

**RED**  
 Architectural Group

3436 N. VERDUGO ROAD, SUITE 200, GLENDALE, CA 91208  
 P 818.967.7785 | www.red-arb.com





PHOTO 20



PHOTO 21

PROJECT: KARAPEDIAN FAMILY RANCH  
 PROJECT NUMBER PROJECT NUMBER  
 DATE: JANUARY 20, 2023  
 SCALE: NOT TO SCALE  
 BUILDING #: ON SITE PHOTO SURVEY

# KARAPEDIAN FAMILY RANCH

1900 RIVERSIDE DRIVE GLENDALE , CA 91201

DESIGN | ARCHITECTURE | PLANNING

**RED**  
Architectural Group

3436 N. VERDUGO ROAD, SUITE 200, GLENDALE, CA 91208  
 P 818.957.7785 | www.red-arch.com



PHOTO 22



PHOTO 23

PROJECT: KARAPEDIAN FAMILY RANCH  
 PROJECT NUMBER PROJECT NUMBER  
 DATE: JANUARY 20, 2023  
 SCALE: NOT TO SCALE  
 BUILDING #: ON SITE PHOTO SURVEY

# KARAPEDIAN FAMILY RANCH

1900 RIVERSIDE DRIVE GLENDALE , CA 91201

DESIGN | ARCHITECTURE | PLANNING

**RED**  
 Architectural Group

3436 N. VERDUGO ROAD, SUITE 200, GLENDALE, CA 91208  
 P 818.957.7765 | www.red-arch.com





PHOTO 25a



PHOTO 26

PROJECT: KARAPEDIAN FAMILY RANCH  
 PROJECT NUMBER PROJECT NUMBER  
 DATE: JANUARY 20, 2023  
 SCALE: NOT TO SCALE  
 BUILDING #: ON SITE PHOTO SURVEY

# KARAPEDIAN FAMILY RANCH

1900 RIVERSIDE DRIVE GLENDALE , CA 91201

DESIGN | ARCHITECTURE | PLANNING  
**RED**  
 Architectural Group  
 3436 N. VERDUGO ROAD, SUITE 200, GLENDALE, CA 91208  
 P. 818.957.7785 | www.red-arch.com




PHOTO 27



PHOTO 28

PROJECT: KARAPEDIAN FAMILY RANCH  
 PROJECT NUMBER: 558.2101.08  
 DATE: JANUARY 20, 2023  
 SCALE: NOT TO SCALE  
 BUILDING #: ON SITE PHOTO SURVEY

# KARAPEDIAN FAMILY RANCH

1900 RIVERSIDE DRIVE GLENDALE , CA 91201

DESIGN | ARCHITECTURE | PLANNING

**RED**

Architectural Group

3436 N. VERUGO ROAD, SUITE 200, GLENDALE, CA 91208  
 P. 818.957.7765 | www.red-arch.com





PHOTO 29



PHOTO 30

PROJECT: KARAPEDIAN FAMILY RANCH  
 PROJECT NUMBER: 558.2101.08  
 DATE: JANUARY 20, 2023  
 SCALE: NOT TO SCALE  
 BUILDING #: ON SITE PHOTO SURVEY

# KARAPEDIAN FAMILY RANCH

1900 RIVERSIDE DRIVE GLENDALE , CA 91201



PHOTO 31



PHOTO 32

PROJECT: KARAPEDIAN FAMILY RANCH  
 PROJECT NUMBER PROJECT NUMBER  
 DATE: JANUARY 20, 2023  
 SCALE: NOT TO SCALE  
 BUILDING #: ON SITE PHOTO SURVEY

# KARAPEDIAN FAMILY RANCH

1900 RIVERSIDE DRIVE GLENDALE , CA 91201

DESIGN | ARCHITECTURE | PLANNING

**RED**  
 Architectural Group

3436 N. VERDUGO ROAD, SUITE 200, GLENDALE, CA 91208  
 P. 818.957.7785 | www.red-arch.com





PHOTO 33



PHOTO 34

PROJECT: KARAPEDIAN FAMILY RANCH  
 PROJECT NUMBER: 558.2101.08  
 DATE: JANUARY 20, 2023  
 SCALE: NOT TO SCALE  
 BUILDING #: ON SITE PHOTO SURVEY

# KARAPEDIAN FAMILY RANCH

1900 RIVERSIDE DRIVE GLENDALE , CA 91201

DESIGN | ARCHITECTURE | PLANNING

**RED**

Architectural Group

3436 N. VERDUGO ROAD, SUITE 200, GLENDALE, CA 91208  
 P 818.967.7785 | www.red-ardb.com



PHOTO 35



PHOTO 36

PROJECT: KARAPEDIAN FAMILY RANCH  
 PROJECT NUMBER: 558.2101.08  
 DATE: JANUARY 20, 2023  
 SCALE: NOT TO SCALE  
 BUILDING #: ON SITE PHOTO SURVEY

# KARAPEDIAN FAMILY RANCH

1900 RIVERSIDE DRIVE GLENDALE , CA 91201






PHOTO 37



PHOTO 38

PROJECT: KARAPEDIAN FAMILY RANCH  
 PROJECT NUMBER: 558.2101.08  
 DATE: JANUARY 20, 2023  
 SCALE: NOT TO SCALE  
 BUILDING #: ON SITE PHOTO SURVEY

# KARAPEDIAN FAMILY RANCH

1900 RIVERSIDE DRIVE GLENDALE , CA 91201

DESIGN | ARCHITECTURE | PLANNING

**RED**  
 Architectural Group

3436 N. VERDUGO ROAD, SUITE 200, GLENDALE, CA 91208  
 P 818.967.7785 | www.red-ardb.com



SITE PHOTOGRAPHIC SURVEY - OVERALL DAMAGE

PROJECT: KARAPEDIAN FAMILY RANCH  
 PROJECT NUMBER: 558.2101.08  
 DATE: FEBRUARY 07, 2023  
 SCALE: NOT TO SCALE  
 BUILDING #: OVERALL DAMAGES

# KARAPEDIAN FAMILY RANCH

1900 RIVERSIDE DRIVE GLENDALE , CA 91201

DESIGN | ARCHITECTURE | PLANNING

**RED**

Architectural Group

3436 N. VERDUGO ROAD, SUITE 200, GLENDALE, CA 91208  
 P. 818.957.7765 | www.red-arch.com





A. SOUTH-WEST CORNER BARN - EXTERIOR WALL WOOD SIDING DAMAGE ALONG FLOOR

PROJECT: KARAPEDIAN FAMILY RANCH  
 PROJECT NUMBER: 558.2101.08  
 DATE: FEBRUARY 07, 2023  
 SCALE: NOT TO SCALE  
 BUILDING #: OVERALL DAMAGES

# KARAPEDIAN FAMILY RANCH

1900 RIVERSIDE DRIVE GLENDALE , CA 91201

1

DESIGN | ARCHITECTURE | PLANNING

**RED**  
Architectural Group

3436 N. VERDUGO ROAD, SUITE 200, GLENDALE, CA 91208  
 P 818.957.7765 | www.red-arch.com





B. SOUTH-WEST CORNER BARN - EXTERIOR WOOD SHEATING DAMAGE AND ROOF SUPPORT WOOD POSTS DAMAGE

PROJECT: KARAPEDIAN FAMILY RANCH  
 PROJECT NUMBER: 558.2101.08  
 DATE: FEBRUARY 07, 2023  
 SCALE: NOT TO SCALE  
 BUILDING #: OVERALL DAMAGES

# KARAPEDIAN FAMILY RANCH

1900 RIVERSIDE DRIVE GLENDALE , CA 91201

2

DESIGN | ARCHITECTURE | PLANNING

**RED**  
Architectural Group

3436 N. VERDUGO ROAD, SUITE 200, GLENDALE, CA 91208  
 P 818.957.7765 | www.red-arch.com





C. SOUTH-WEST CORNER BARN - EXTERIOR WOOD SIDING WALL PATCHED DAMAGE AND ROOF SUPPORT WOOD POST DAMAGE

PROJECT: KARAPEDIAN FAMILY RANCH  
 PROJECT NUMBER: 558.2101.08  
 DATE: FEBRUARY 07, 2023  
 SCALE: NOT TO SCALE  
 BUILDING #: OVERALL DAMAGES

# KARAPEDIAN FAMILY RANCH

1900 RIVERSIDE DRIVE GLENDALE , CA 91201

3

DESIGN | ARCHITECTURE | PLANNING

**RED**  
Architectural Group

3436 N. VERDUGO ROAD, SUITE 200, GLENDALE, CA 91208  
 P 818.957.7765 | www.red-arch.com





D. SOUTH-WEST CORNER BARN - EXTERIOR WOOD SIDING WALL DAMAGE ALONG WALL GRADE TRANSITION

PROJECT: KARAPEDIAN FAMILY RANCH  
 PROJECT NUMBER: 558.2101.08  
 DATE: FEBRUARY 07, 2023  
 SCALE: NOT TO SCALE  
 BUILDING #: OVERALL DAMAGES

# KARAPEDIAN FAMILY RANCH

1900 RIVERSIDE DRIVE GLENDALE , CA 91201

4

DESIGN | ARCHITECTURE | PLANNING

**RED**  
Architectural Group

3436 N. VERDUGO ROAD, SUITE 200, GLENDALE, CA 91208  
 P 818.957.7765 | www.red-arch.com





E. SOUTH-EAST CORNER BARN - EXTERIOR WALL CORRAL WOOD SIDING DAMAGE AND EARTHERN FLOOR DEPRESSION

PROJECT: KARAPEDIAN FAMILY RANCH  
 PROJECT NUMBER: 558.2101.08  
 DATE: FEBRUARY 07, 2023  
 SCALE: NOT TO SCALE  
 BUILDING #: OVERALL DAMAGES

# KARAPEDIAN FAMILY RANCH

1900 RIVERSIDE DRIVE GLENDALE , CA 91201

5

DESIGN | ARCHITECTURE | PLANNING

**RED**  
Architectural Group

3436 N. VERDUGO ROAD, SUITE 200, GLENDALE, CA 91208  
 P 818.957.7765 | www.red-arch.com



F. NORTH CORNER BARN - EXTERIOR METAL "V" PROFILE SIDING CORROSION ALONG TRANSITION WITH PAVING

PROJECT: KARAPEDIAN FAMILY RANCH  
 PROJECT NUMBER: 558.2101.08  
 DATE: FEBRUARY 07, 2023  
 SCALE: NOT TO SCALE  
 BUILDING #: OVERALL DAMAGES

# KARAPEDIAN FAMILY RANCH

1900 RIVERSIDE DRIVE GLENDALE , CA 91201

6

DESIGN | ARCHITECTURE | PLANNING

**RED**  
 Architectural Group

3436 N. VERDUGO ROAD, SUITE 200, GLENDALE, CA 91208  
 P 818.957.7765 | www.red-arch.com





G. NORTH OFFICE - METAL "V" PROFILE ROOF RUSTED LAP JOINTS CORROSION CONNECTIONS. METAL "V" PROFILE WALL SIDING CORROSION ALONG TRANSITION WITH EARTHERN GRADE.

PROJECT: KARAPEDIAN FAMILY RANCH  
 PROJECT NUMBER: 558.2101.08  
 DATE: FEBRUARY 07, 2023  
 SCALE: NOT TO SCALE  
 BUILDING #: OVERALL DAMAGES

# KARAPEDIAN FAMILY RANCH

1900 RIVERSIDE DRIVE GLENDALE , CA 91201



DESIGN | ARCHITECTURE | PLANNING

**RED**  
Architectural Group

3436 N. VERDUGO ROAD, SUITE 200, GLENDALE, CA 91208  
 P 818.957.7765 | www.red-arch.com



H. SOUTH-BETWEEN BARNs - METAL "VW" ROLLED WALL SIDING RUSTED CORROSION ALONG TRANSITION WITH EARTHEN GRADE. UPPER EXPOSED ROOF RAFTERS W/ WATER DAMAGED.

PROJECT: KARAPEDIAN FAMILY RANCH  
 PROJECT NUMBER: 558.2101.08  
 DATE: FEBRUARY 07, 2023  
 SCALE: NOT TO SCALE  
 BUILDING #: OVERALL DAMAGES

# KARAPEDIAN FAMILY RANCH

1900 RIVERSIDE DRIVE GLENDALE , CA 91201

8

DESIGN | ARCHITECTURE | PLANNING

**RED**  
Architectural Group

3436 N. VERDUGO ROAD, SUITE 200, GLENDALE, CA 91208  
 P 818.957.7765 | www.red-arch.com





I. SOUTH BARN - EXTERIOR WALL WOOD CORRAL DAMAGED AND WOOD SHEATHING ROOFLINE EDGE DAMAGED.

PROJECT: KARAPEDIAN FAMILY RANCH  
PROJECT NUMBER: 558.2101.08  
DATE: FEBRUARY 07, 2023  
SCALE: NOT TO SCALE  
BUILDING #: OVERALL DAMAGES

# KARAPEDIAN FAMILY RANCH

1900 RIVERSIDE DRIVE GLENDALE , CA 91201



DESIGN | ARCHITECTURE | PLANNING

**RED**  
Architectural Group

3436 N. VERDUZZO ROAD, SUITE 200, GLENDALE, CA 91208  
P 818.957.7765 | www.red-arch.com



J. NORTH BARN/OFFICE - EXTERIOR METAL "vw" PROFILE RUST AND CORROSION ALONG TRANSITION WITH PAVING

PROJECT: KARAPEDIAN FAMILY RANCH  
 PROJECT NUMBER: 558.2101.08  
 DATE: FEBRUARY 07, 2023  
 SCALE: NOT TO SCALE  
 BUILDING #: OVERALL DAMAGES

# KARAPEDIAN FAMILY RANCH

1900 RIVERSIDE DRIVE GLENDALE , CA 91201



DESIGN | ARCHITECTURE | PLANNING

**RED**  
Architectural Group

3436 N. VERDUZZO ROAD, SUITE 200, GLENDALE, CA 91208  
 P 818.957.7765 | www.red-arch.com





K. WEST BARN - EXTERIOR "V" METAL ROOF FRAMING AND TACK BRIDLE AREA DETERIORATED

PROJECT: KARAPEDIAN FAMILY RANCH  
 PROJECT NUMBER: 558.2101.08  
 DATE: FEBRUARY 07, 2023  
 SCALE: NOT TO SCALE  
 BUILDING #: OVERALL DAMAGES

# KARAPEDIAN FAMILY RANCH

1900 RIVERSIDE DRIVE GLENDALE , CA 91201

11

DESIGN | ARCHITECTURE | PLANNING

**RED**  
Architectural Group

3436 N. VERDUGO ROAD, SUITE 200, GLENDALE, CA 91208  
 P 818.957.7765 | www.red-arch.com



L. WEST BARN - EXISTING TACK, BRIDLE AREA AREA WITH METAL ROOF FRAMING DETERIORATED

PROJECT: KARAPEDIAN FAMILY RANCH  
 PROJECT NUMBER: 558.2101.08  
 DATE: FEBRUARY 07, 2023  
 SCALE: NOT TO SCALE  
 BUILDING #: OVERALL DAMAGES

# KARAPEDIAN FAMILY RANCH

1900 RIVERSIDE DRIVE GLENDALE , CA 91201

12

DESIGN | ARCHITECTURE | PLANNING

**RED**  
Architectural Group

3436 N. VERDUGO ROAD, SUITE 200, GLENDALE, CA 91208  
 P 818.957.7765 | www.red-arch.com





M. EAST STABLE - TYPICAL STALL WITH WOOD WALL DAMAGE. WOOD DAMAGE ALONG TRANSITION WITH EARTHEN FLOOR

PROJECT: KARAPEDIAN FAMILY RANCH  
 PROJECT NUMBER: 558.2101.08  
 DATE: FEBRUARY 07, 2023  
 SCALE: NOT TO SCALE  
 BUILDING #: OVERALL DAMAGES

# KARAPEDIAN FAMILY RANCH

1900 RIVERSIDE DRIVE GLENDALE , CA 91201

13

DESIGN | ARCHITECTURE | PLANNING

**RED**  
Architectural Group

3436 N. VERDUGO ROAD, SUITE 200, GLENDALE, CA 91208  
 P 818.957.7765 | www.red-arch.com



N. EAST STABLE - TYPICAL STALL WITH WOOD WALL DAMAGE ALONG TRANSITION TO EARTHEN GRADE.  
WORN OUT DEPRESSED PIT 8" TO 10" DEEP

PROJECT: KARAPEDIAN FAMILY RANCH  
 PROJECT NUMBER: 558.2101.08  
 DATE: FEBRUARY 07, 2023  
 SCALE: NOT TO SCALE  
 BUILDING #: OVERALL DAMAGES

# KARAPEDIAN FAMILY RANCH

1900 RIVERSIDE DRIVE GLENDALE , CA 91201

14

DESIGN | ARCHITECTURE | PLANNING

**RED**  
Architectural Group

3436 N. VERDUGO ROAD, SUITE 200, GLENDALE, CA 91208  
 P 818.957.7765 | www.red-arch.com