

City of Glendale Proposed Network Phase 1 of 4

EXHIBIT 2

Existing Network

Existing Bike Facility

Planned Projects

Verdugo Wash

Metro BRT

Proposed Network

Current Phase

Bridges & Entrances

Exist. Bike-Ped Access

Glendale-LA Garden River

Propose Facility Type	Length (Miles)				
	1	2	3	4	Total
Class I Multi-Use Path	0.0	0.3	0.0	0.0	0.3
Class IV Protected Multi-Use Path	17.1	14.0	10.0	5.7	46.7
Class III Bike Blvd	1.7	12.9	3.8	6.5	24.9
Class III Bike Route	0.0	0.2	0.9	0.5	1.6
Class II Bike Lane	4.7	1.9	1.4	5.4	13.2
Class II Climbing	1.5	1.9	0.0	0.0	3.5
Total	25.0	31.2	16.0	18.0	90.3

March 2024



0 0.5 1 1.5 2 miles



City of Glendale Proposed Network Phase 2 of 4

Existing Network

Existing Bike Facility

Planned Projects

Verdugo Wash

Metro BRT

Proposed Network

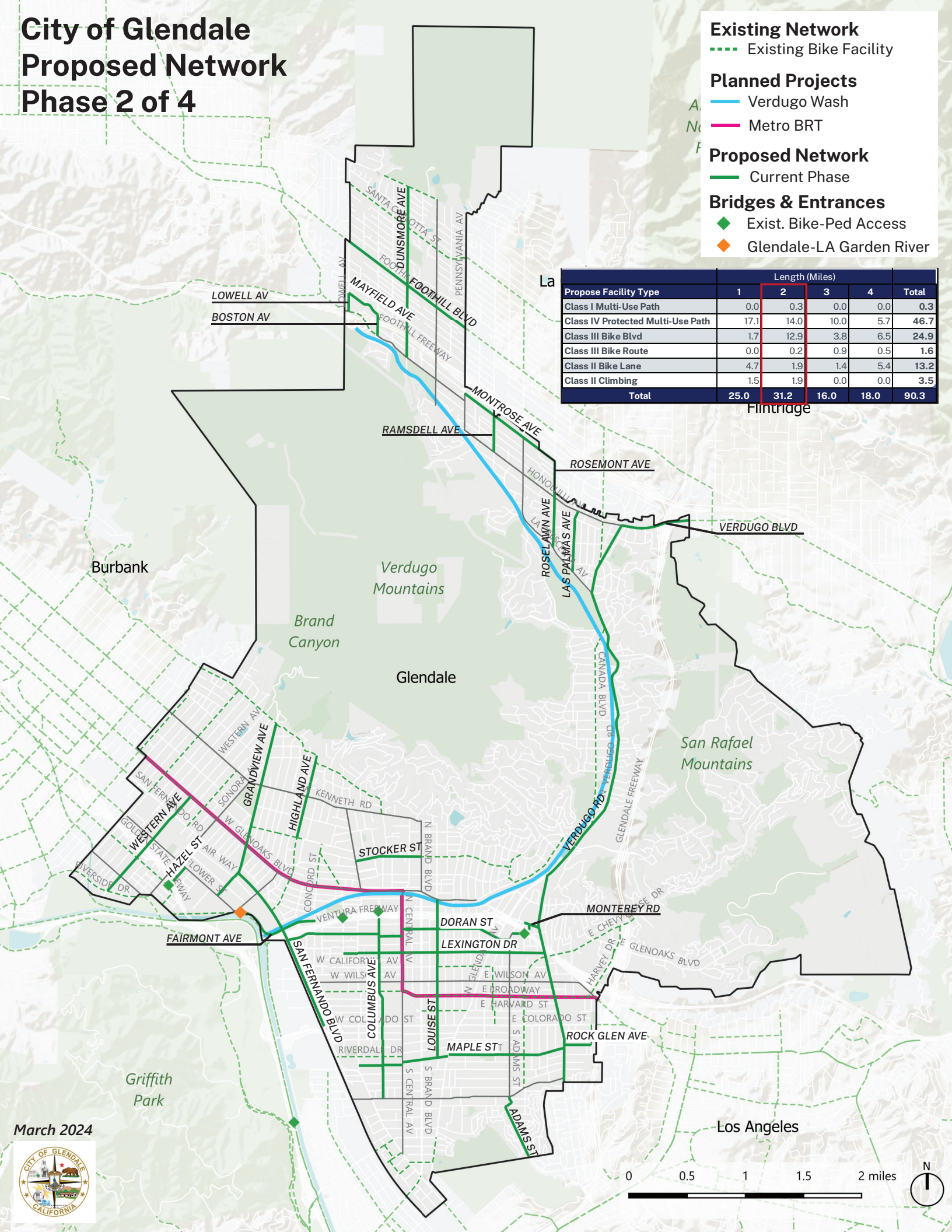
Current Phase

Bridges & Entrances

Exist. Bike-Ped Access

Glendale-LA Garden River

Propose Facility Type	Length (Miles)				
	1	2	3	4	Total
Class I Multi-Use Path	0.0	0.3	0.0	0.0	0.3
Class IV Protected Multi-Use Path	17.1	14.0	10.0	5.7	46.7
Class III Bike Blvd	1.7	12.9	3.8	6.5	24.9
Class III Bike Route	0.0	0.2	0.9	0.5	1.6
Class II Bike Lane	4.7	1.9	1.4	5.4	13.2
Class II Climbing	1.5	1.9	0.0	0.0	3.5
Total	25.0	31.2	16.0	18.0	90.3



March 2024



0 0.5 1 1.5 2 miles



City of Glendale Proposed Network Phase 3 of 4

Existing Network

--- Existing Bike Facility

Planned Projects

— Verdugo Wash

— Metro BRT

Proposed Network

— Current Phase

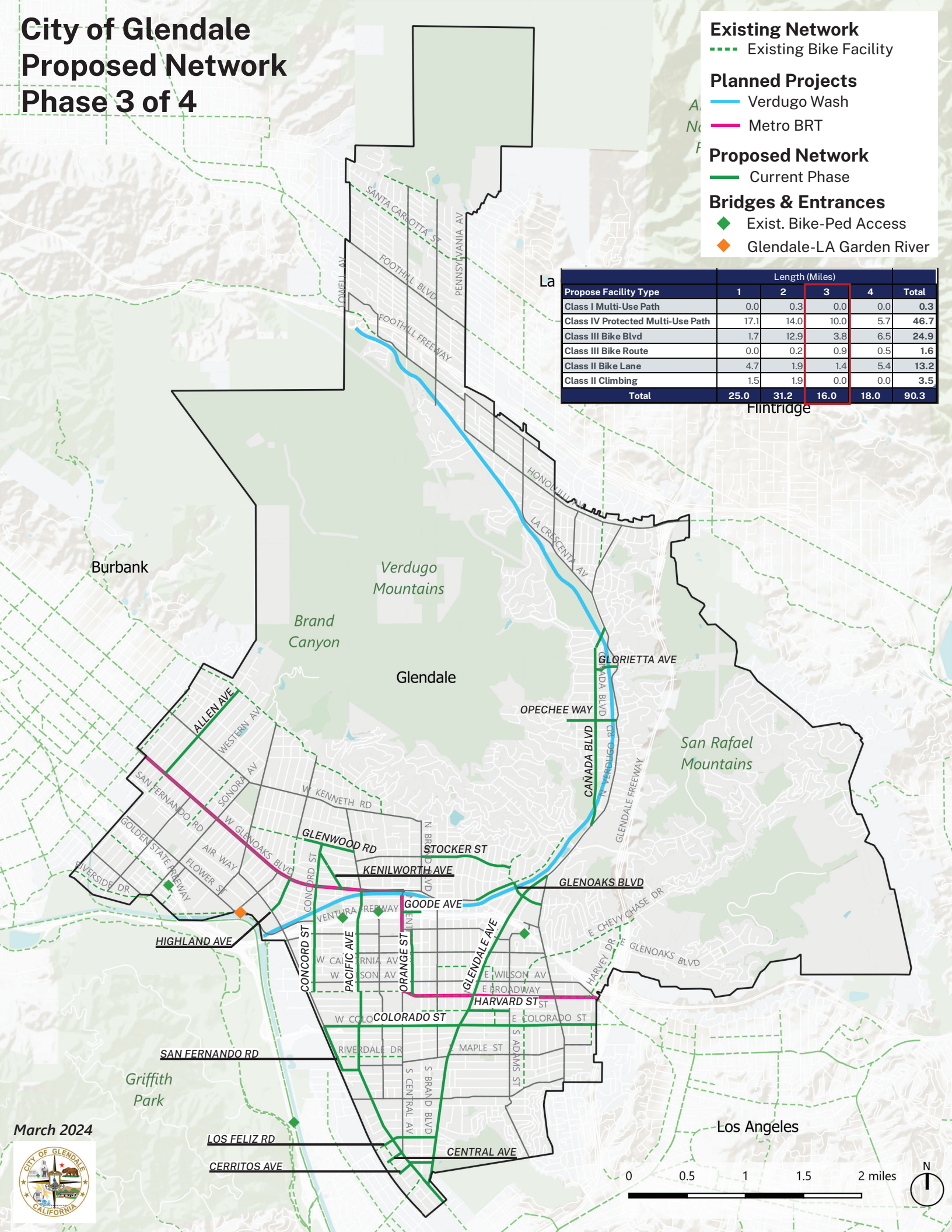
Bridges & Entrances

◆ Exist. Bike-Ped Access

◆ Glendale-LA Garden River

Propose Facility Type	Length (Miles)				
	1	2	3	4	Total
Class I Multi-Use Path	0.0	0.3	0.0	0.0	0.3
Class IV Protected Multi-Use Path	17.1	14.0	10.0	5.7	46.7
Class III Bike Blvd	1.7	12.9	3.8	6.5	24.9
Class III Bike Route	0.0	0.2	0.9	0.5	1.6
Class II Bike Lane	4.7	1.9	1.4	5.4	13.2
Class II Climbing	1.5	1.9	0.0	0.0	3.5
Total	25.0	31.2	16.0	18.0	90.3

Flintridge



March 2024



0 0.5 1 1.5 2 miles

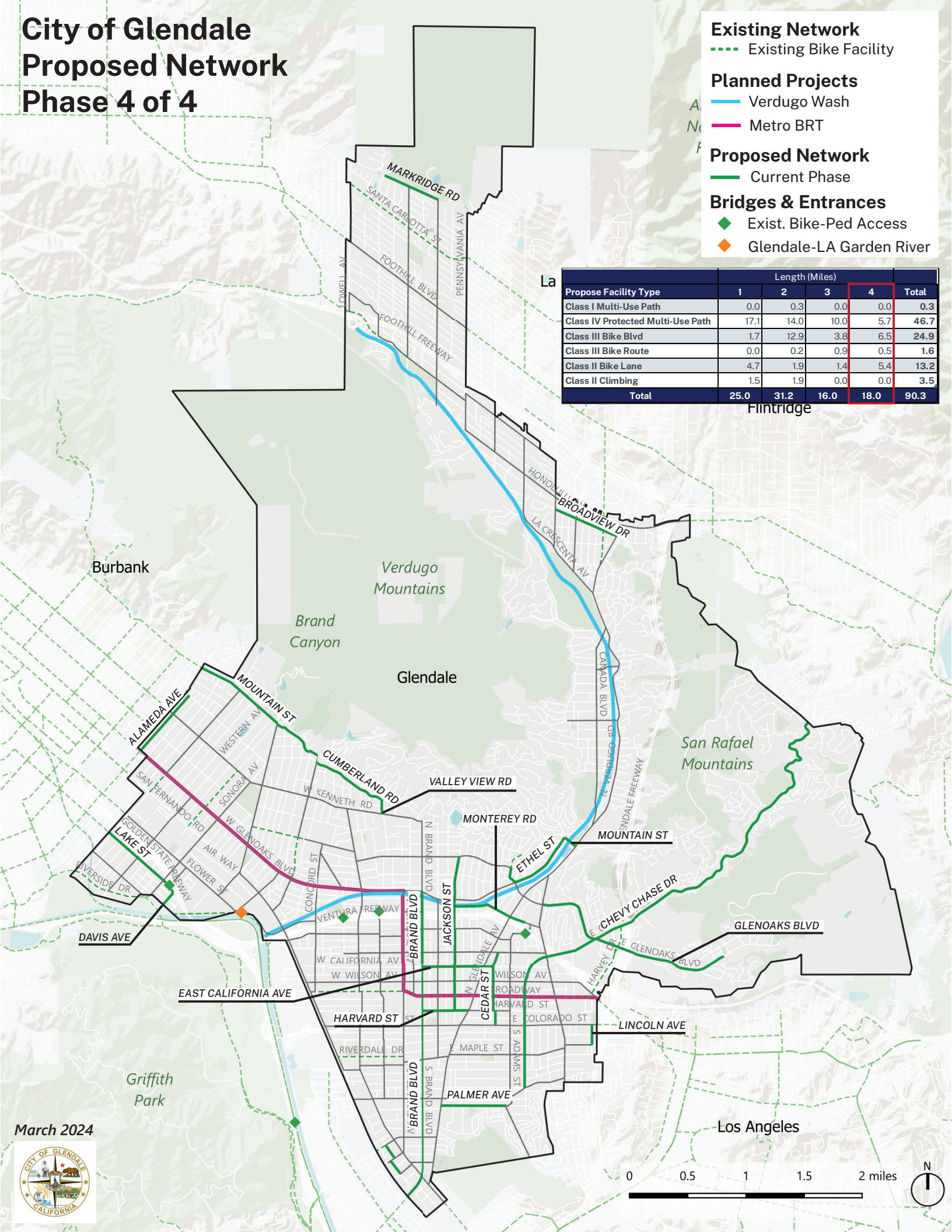


City of Glendale Proposed Network Phase 4 of 4

- Existing Network
- Existing Bike Facility
- Planned Projects
- Verdugo Wash
- Metro BRT
- Proposed Network
- Current Phase
- Bridges & Entrances
- Exist. Bike-Ped Access
- Glendale-LA Garden River

Propose Facility Type	Length (Miles)				Total
	1	2	3	4	
Class I Multi-Use Path	0.0	0.3	0.0	0.0	0.3
Class IV Protected Multi-Use Path	17.1	14.0	10.0	5.7	46.7
Class III Bike Blvd	1.7	12.9	3.8	6.5	24.9
Class III Bike Route	0.0	0.2	0.9	0.5	1.6
Class II Bike Lane	4.7	1.9	1.4	5.4	13.2
Class II Climbing	1.5	1.9	0.0	0.0	3.5
Total	25.0	31.2	16.0	18.0	90.3

March 2024



City of Glendale Proposed Network Phase 1 of 4

Existing Network

Existing Bike Facility

Planned Projects

Verdugo Wash

Metro BRT

Bridges & Entrances

Exist. Bike-Ped Access

Glendale-LA Garden River

Proposed Network

Class I Shared Use

Class II

Class II Climbing

Class III Route

Class III Bike Blvd

Class IV Protected

Propose Facility Type	Length (Miles)				Total
	1	2	3	4	
Class I Multi-Use Path	0.0	0.3	0.0	0.0	0.3
Class IV Protected Multi-Use Path	17.1	14.0	10.0	5.7	46.7
Class III Bike Blvd	1.7	12.9	3.8	6.5	24.9
Class III Bike Route	0.0	0.2	0.9	0.5	1.6
Class II Bike Lane	4.7	1.9	1.4	5.4	13.2
Class II Climbing	1.5	1.9	0.0	0.0	3.5
Total	25.0	31.2	16.0	18.0	90.3

March 2024



0 0.5 1 1.5 2 miles



City of Glendale

Proposed Network

Phase 2 of 4

Existing Network

Existing Bike Facility

Planned Projects

Verdugo Wash

Metro BRT

Bridges & Entrances

Exist. Bike-Ped Access

Glendale-LA Garden River

Proposed Network

Class I Shared Use

Class II

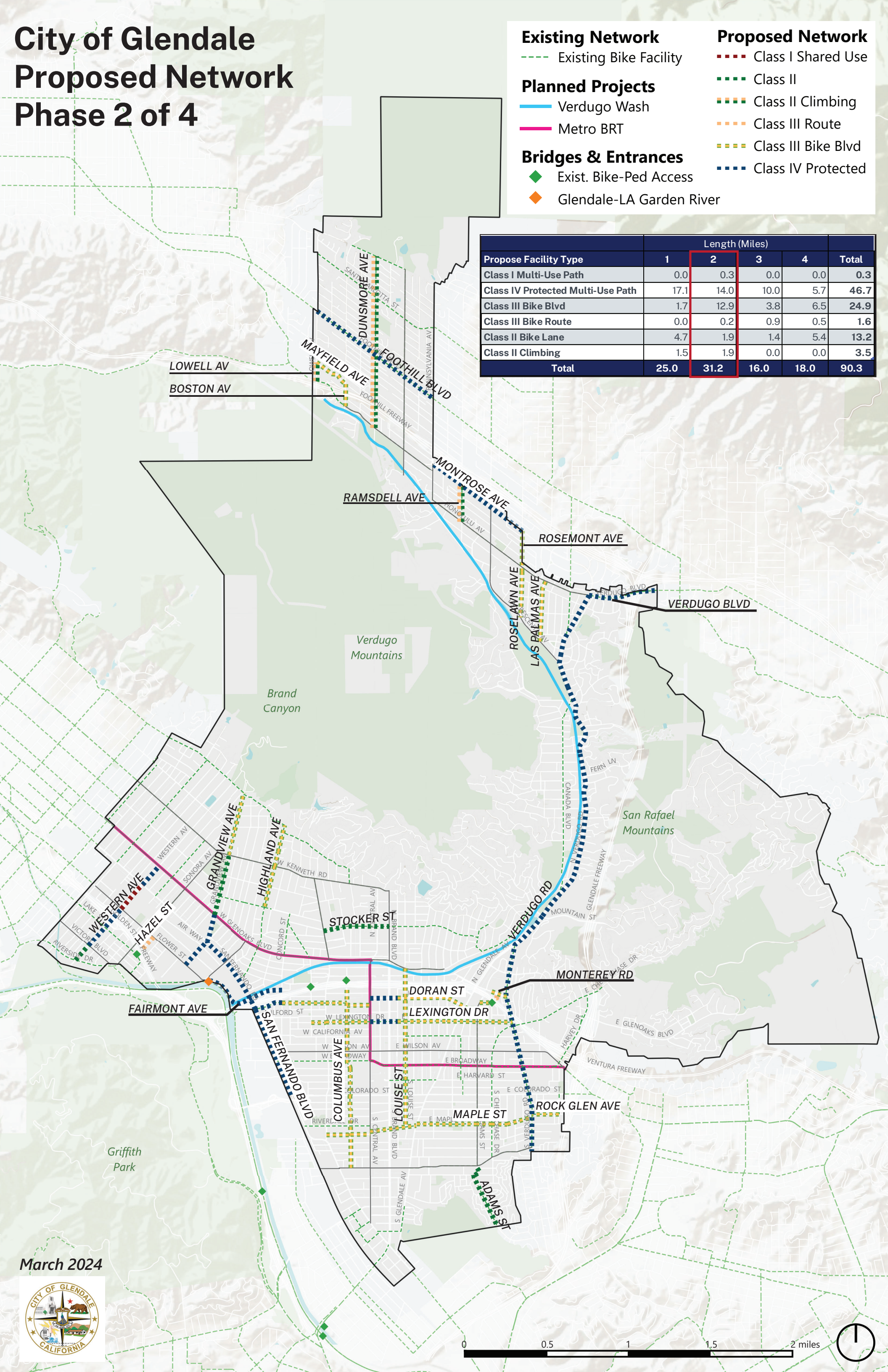
Class II Climbing

Class III Route

Class III Bike Blvd

Class IV Protected

Propose Facility Type	Length (Miles)				Total
	1	2	3	4	
Class I Multi-Use Path	0.0	0.3	0.0	0.0	0.3
Class IV Protected Multi-Use Path	17.1	14.0	10.0	5.7	46.7
Class III Bike Blvd	1.7	12.9	3.8	6.5	24.9
Class III Bike Route	0.0	0.2	0.9	0.5	1.6
Class II Bike Lane	4.7	1.9	1.4	5.4	13.2
Class II Climbing	1.5	1.9	0.0	0.0	3.5
Total	25.0	31.2	16.0	18.0	90.3



March 2024



City of Glendale

Proposed Network

Phase 3 of 4

Existing Network

Existing Bike Facility

Planned Projects

Verdugo Wash

Metro BRT

Bridges & Entrances

Exist. Bike-Ped Access

Glendale-LA Garden River

Proposed Network

Class I Shared Use

Class II

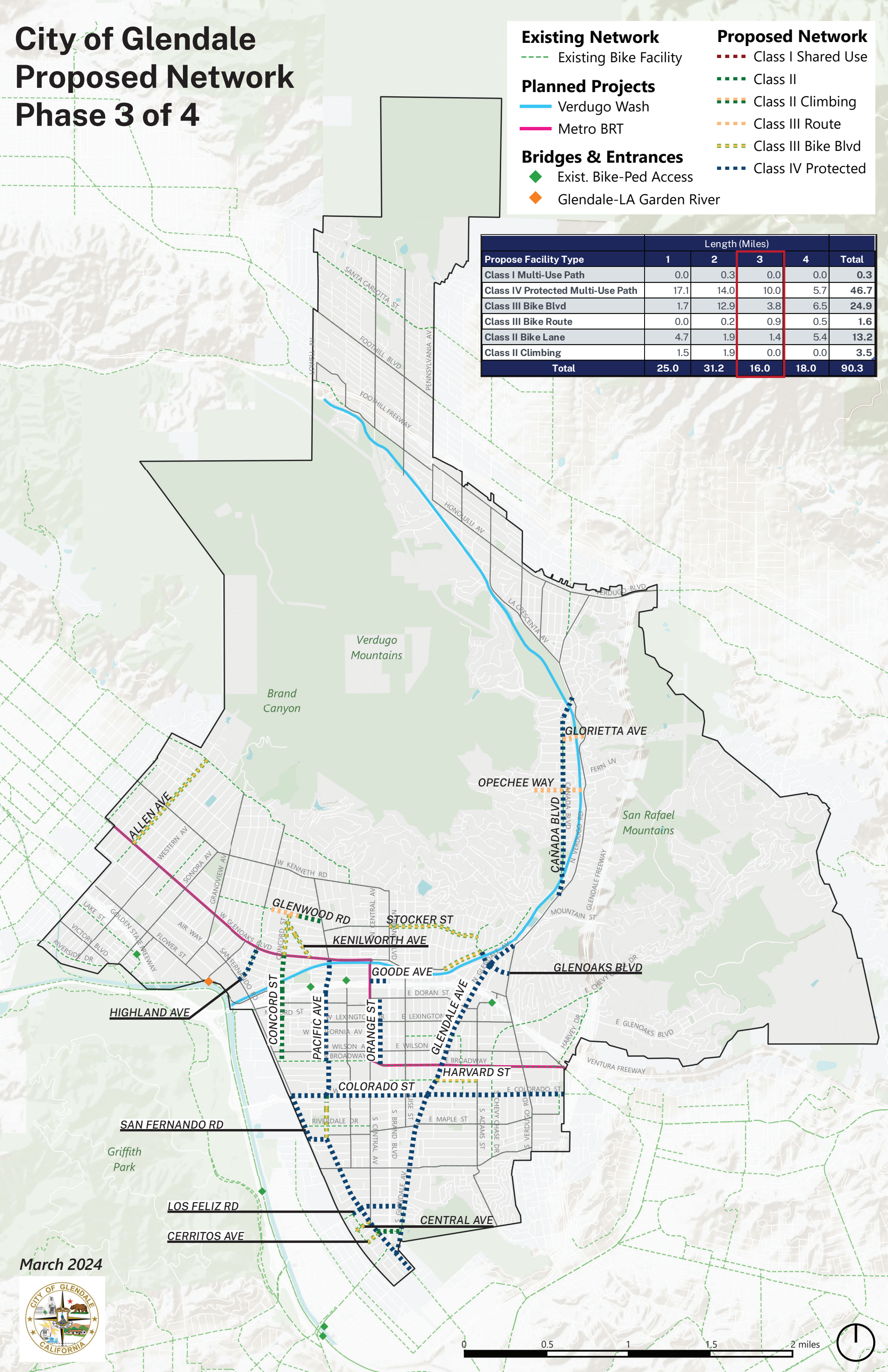
Class II Climbing

Class III Route

Class III Bike Blvd

Class IV Protected

Propose Facility Type	Length (Miles)				Total
	1	2	3	4	
Class I Multi-Use Path	0.0	0.3	0.0	0.0	0.3
Class IV Protected Multi-Use Path	17.1	14.0	10.0	5.7	46.7
Class III Bike Blvd	1.7	12.9	3.8	6.5	24.9
Class III Bike Route	0.0	0.2	0.9	0.5	1.6
Class II Bike Lane	4.7	1.9	1.4	5.4	13.2
Class II Climbing	1.5	1.9	0.0	0.0	3.5
Total	25.0	31.2	16.0	18.0	90.3



March 2024



0 0.5 1 1.5 2 miles



City of Glendale Proposed Network Phase 4 of 4

Existing Network

Existing Bike Facility

Planned Projects

Verdugo Wash

Metro BRT

Bridges & Entrances

Exist. Bike-Ped Access

Glendale-LA Garden River

Proposed Network

Class I Shared Use

Class II

Class II Climbing

Class III Route

Class III Bike Blvd

Class IV Protected

Propose Facility Type	Length (Miles)				Total
	1	2	3	4	
Class I Multi-Use Path	0.0	0.3	0.0	0.0	0.3
Class IV Protected Multi-Use Path	17.1	14.0	10.0	5.7	46.7
Class III Bike Blvd	1.7	12.9	3.8	6.5	24.9
Class III Bike Route	0.0	0.2	0.9	0.5	1.6
Class II Bike Lane	4.7	1.9	1.4	5.4	13.2
Class II Climbing	1.5	1.9	0.0	0.0	3.5
Total	25.0	31.2	16.0	18.0	90.3

March 2024



0 0.5 1 1.5 2 miles

