| KEY | ADDRESS | PARCEL # | PROPERTY TYPE | LOT S.F. | HOUSE S.F. | FLOOR AREA | STORIES | ESTIMATED SETBACK | ROOF MATERIAL |
|---|---|---|---|---|---|---|---|---|---|
| A | 3209 MILLS AVE. | 5607-016-015 | SFD | 6,136 | 1,189 | 0.19 | 1 | 18 FT | COMP. SHINGLES |
| B (SITE) | 3213 MILLS AVE. | 5607-016-017 | SFD | 5,000 | 504 | 0.1 | 1 | 25 FT | COMP. SHINGLES |
| C | N/A | 5607-016-901 | GOV. LAND | N/A | N/A | N/A | N/A | N/A | N/A |
| D | 3221 MILLS AVE. | 5607-016-018 | SFD | 7,300 | 1,320 | 0.18 | 1 | 22 FT | COMP. SHINGLES |
| E | 3225 MILLS AVE. | 5607-016-019 | SFD | 7,300 | 1,570 | 0.21 | 1 | 29 FT | COMP. SHINGLES |
| F | 3231 MILLS AVE. | 5607-016-020 | SFD | 7,300 | 1,472 | 0.2 | 1 | 30 FT | COMP. SHINGLES |
| G | 3938 PENNSYLVANIA AVE. | 5610-002-043 | SFD | 7,350 | 774 | 0.105 | 1 | 5 FT | COMP. SHINGLES |



G. 938 PENNSYLVANIA AVE
A. 1-STORY ~16 FT HIGH



D. 3231 MILLS AVE.
A. 1-STORY ~17FT



E. 3225 MILLS AVE.
A. 1-STORY ~17FT

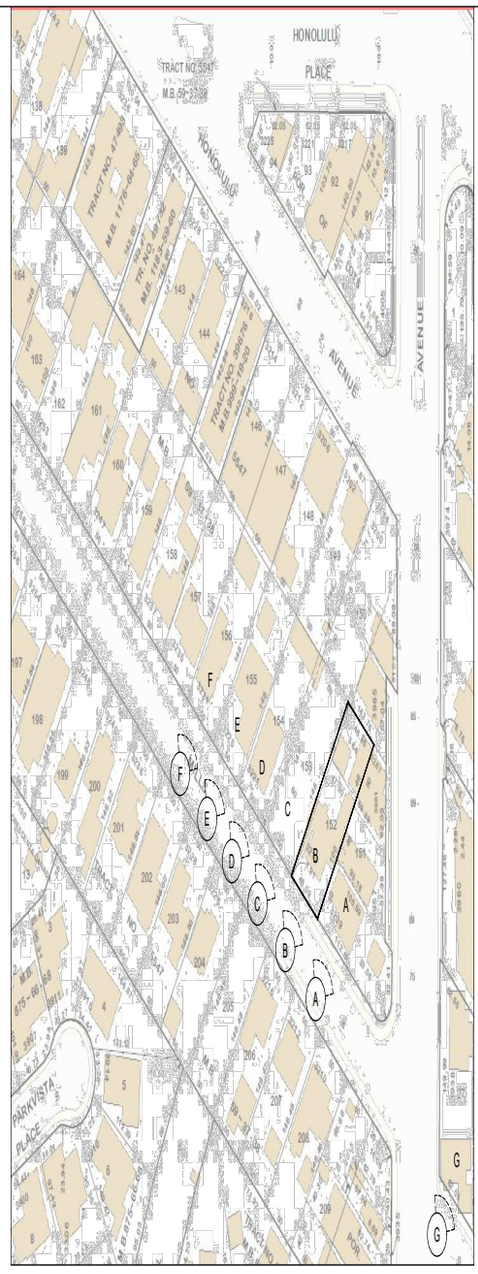


LOCATION MAP WITH BUILDING OUTLINES



D. 3221 MILLS AVE.
A. 1-STORY ~17FT



C. EAGLE CANYON CHANNEL (WEST SIDE NEIGHBOR)
A. N/A



B. 3213 MILLS AVE. (SUBJECT PROPERTY)
A. 1-STORY ~17FT



A. 3209 MILLS AVE. (EAST SIDE NEIGHBOR)
A. 1-STORY ~16-20FT HIGH

CONTACT:
JAKE WEBBER
818.648.8783
JLBWEBBER@GMAIL.COM

| DWG# | 12/4/2024 ISSUE FOR CDBS | 2/10/2025 JW ISSUE FOR CDBS |
|---|---|---|
| A1.0 | X | X |
| A1.01 | X | X |
| A1.02 | | X |
| A1.1 | X | X |
| A1.2 | X | X |
| A2.0 | X | X |
| A2.1 | X | X |
| A3.0 | X | X |
| A4.0 | X | X |
| A5.0 | X | X |
| L1.00 | | X |
| L2.01 | | X |

THE DRAWINGS AND SPECIFICATIONS AND DESIGNS REPRESENTED HEREBY ARE AND SHALL REMAIN THE PROPERTY OF THE DESIGNER, AND NO PART THEREOF SHALL BE USED OR REPRODUCED FOR ANY PURPOSE OTHER THAN THE SPECIFIED PROJECT FOR WHICH THEY HAVE BEEN PREPARED AND DEVELOPED WITHOUT THE WRITTEN CONSENT OF THE DESIGNER.

WRITTEN DIMENSIONS SHALL HAVE PRECEDENCE OVER SCALED DIMENSIONS. THE CONTRACTOR SHALL VERIFY AND BE RESPONSIBLE FOR ALL DIMENSIONS AND CONDITIONS ON THE JOBSITE AND REPORT ANY DISCREPANCIES TO DESIGNER

THE DRAWINGS AND SPECIFICATIONS INDICATE THE GENERAL SCOPE OF WORK AND REQUIRED TECHNICAL PERFORMANCE OF THE BUILDING SYSTEMS AND DO NOT NECESSARILY INDICATE OR DESCRIBE ALL THE WORK REQUIRED FOR FULL PERFORMANCE AND COMPLETION OF THE CONSTRUCTION CONTRACT. BASED ON THE SCOPE OF WORK INDICATED CONTRACTOR SHALL FURNISH ALL ITEMS REQUIRED FOR THE PROPER EXECUTION OF THE PROJECT.

PROJECT NAME:
# ANDERSON RESIDENCE

PROJECT INFORMATION
3213 MILLS AVE
GLENDALE, CA 91214

| | |
|---|---|
| APN | 5607-016-017 |
| ZONE | R1 II |
| TRACT | TR 5547 |
| LOT | 152 |
| BUILDING TYPE | V-B |
| OCCUPANCY | R3 |

SCALE:
AS NOTED

Sheet Title:
LOCATION PHOTO SURVEY

Sheet No.:
A-1.03

Monday, May 19, 2025 7:04:08 PM

| KEY | ADDRESS | PARCEL # | PROPERTY TYPE | LOT S.F. | HOUSE S.F. | FLOOR AREA | STORIES | ESTIMATED SETBACK | ROOF MATERIAL |
|---|---|---|---|---|---|---|---|---|---|
| H | 3210 MILLS AVE. | 5607-017-008 | SFD | 7,300 | 1,511 | 0.206 | 1 | 29 FT | COMP. SHINGLES |
| I | 3212 MILLS AVE. | 5607-017-007 | SFD | 7,300 | 992 | 0.135 | 1 | 29 FT | COMP. SHINGLES |
| J | 3216 MILLS AVE. | 5607-017-006 | SFD | 7,350 | 2,169 | 0.295 | 2 | 27 FT | COMP. SHINGLES |
| K | N/A | 5607-016-901 | GOV. LAND | N/A | N/A | N/A | N/A | N/A | N/A |
| L | 3226 MILLS AVE. | 5607-017-005 | SFD | 7,300 | 875 | 0.119 | 1 | 35 FT | COMP. SHINGLES |
| M | 3228 MILLS AVE. | 5607-017-004 | SFD | 7,350 | 1,117 | 0.15 | 1 | 30 FT | COMP. SHINGLES |
| N | 3232 MILLS AVE. | 5607-017-003 | SFD | 7,350 | 2,569 | 0.349 | 2 | 30 FT | COMP. SHINGLES |
| O | 3236 MILLS AVE. | 5607-017-002 | SFD | 7,350 | 2,433 | 0.33 | 2 | 30FT | COMP. SHINGLES |



M. 3236 MILLS AVE.
A. 1-STORY ~25 FT HIGH



N. 3232 MILLS AVE.
A. 1-STORY ~25 FT HIGH



M. 3228 MILLS AVE.
A. 1-STORY ~16 FT HIGH



L. 3226 MILLS AVE.
A. 1-STORY ~12 FT HIGH

LOCATION MAP WITH BUILDING OUTLINES

K. EAGLE CANYON CHANNEL
A. N/A

J. 3216 MILLS AVE.
A. 1-STORY ~24 FT HIGH



I. 3212 MILLS AVE.
A. 1-STORY ~16 FT HIGH



H. 3210 MILLS AVE.
A. 1-STORY ~16 FT HIGH

CONTACT:
JAKE WEBBER
818.648.8783
JLBWEBBER@GMAIL.COM

| DWG# | 12/4/2024 | 2/10/2025 | JW | ISSUE FOR CUP | ISSUE FOR DRB |
|---|---|---|---|---|---|
| A1.0 | X | X | | | |
| A1.01 | X | X | | | |
| A1.02 | | X | | | |
| A1.1 | X | X | | | |
| A1.2 | X | X | | | |
| A2.0 | X | X | | | |
| A2.1 | X | X | | | |
| A3.0 | X | X | | | |
| A4.0 | X | X | | | |
| A5.0 | X | X | | | |
| L1.00 | | X | | | |
| L2.01 | | X | | | |

THE DRAWINGS AND SPECIFICATIONS AND DESIGNS REPRESENTED HEREBY ARE AND SHALL REMAIN THE PROPERTY OF THE DESIGNER, AND NO PART THEREOF SHALL BE USED OR REPRODUCED FOR ANY PURPOSE OTHER THAN THE SPECIFIED PROJECT FOR WHICH THEY HAVE BEEN PREPARED AND DEVELOPED WITHOUT THE WRITTEN CONSENT OF THE DESIGNER.

WRITTEN DIMENSIONS SHALL HAVE PRECEDENCE OVER SCALED DIMENSIONS. THE CONTRACTOR SHALL VERIFY AND BE RESPONSIBLE FOR ALL DIMENSIONS AND CONDITIONS ON THE JOBSITE AND REPORT ANY DISCREPANCIES TO DESIGNER.

THE DRAWINGS AND SPECIFICATIONS INDICATE THE GENERAL SCOPE OF WORK AND REQUIRED TECHNICAL PERFORMANCE OF THE BUILDING SYSTEMS AND DO NOT NECESSARILY INDICATE OR DESCRIBE ALL THE WORK REQUIRED FOR FULL PERFORMANCE AND COMPLETION OF THE CONSTRUCTION CONTRACT. BASED ON THE SCOPE OF WORK INDICATED CONTRACTOR SHALL FURNISH ALL ITEMS REQUIRED FOR THE PROPER EXECUTION OF THE PROJECT.

PROJECT NAME:
ANDERSON RESIDENCE

PROJECT INFORMATION
3213 MILLS AVE
GLENDALE, CA 91214

| | |
|---|---|
| APN | 5607-016-017 |
| ZONE | R1 II |
| TRACT | TR 5547 |
| LOT | 152 |
| BUILDING TYPE | V-B |
| OCCUPANCY | R3 |

SCALE:
AS NOTED

Sheet Title:
LOCATION PHOTO SURVEY

Sheet No.:
A-1.04

Monday, May 19, 2025 7:04:18 PM