

**Table 1**  
**Preliminary Project Trip Generation [1]**  
**413 - 417 Irving Ave**

Land Use: (ITE CODE)	Size	Daily Trips	AM Peak Hour			PM Peak Hour		
			In	Out	Total	In	Out	Total
<b>Proposed Project</b> Multifamily Housing (Mid-Rise)	33 DU	150	3	9	12	8	5	13

<b>Local Transportation Analysis May Be Required (<math>\geq</math> 50 Peak Hour Trips)?*</b>	<b>NO</b>
---	-----------

[1] Rates and Numbers based on the 11th Edition of the ITE Trip Generation Manual

\* If YES, applicant must conduct a trip generation study using any trip reductions as applicable to the project to determine if LTA required.



1045 W. Katella Ave.  
Suite 380  
Orange, CA 92867  
714.779.3828 *tel*  
714.779.3829 *fax*

2024 February 05

## VTM Analysis Screening Memo

**Irving Glendale Multifamily Apartments. 413 – 417 Irving Avenue, Glendale, CA 91201**

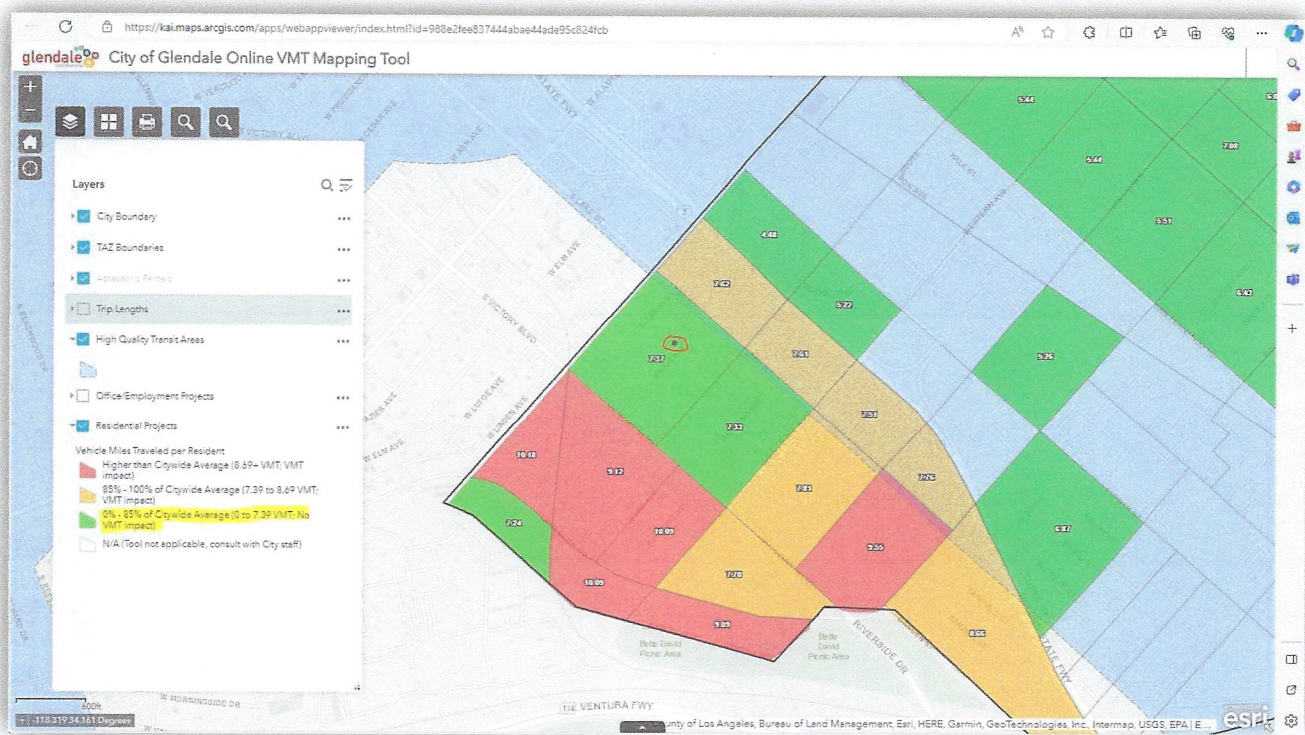
**APN's: 5625-009-020 - Lot: 33**

**5625-009-019 - Lot: 32**

To Whom It May Concern:

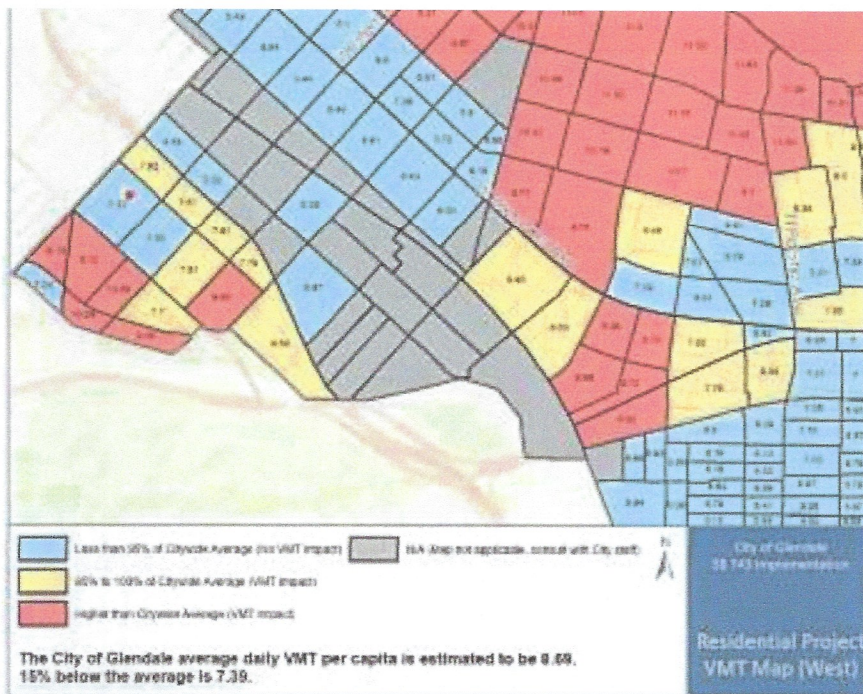
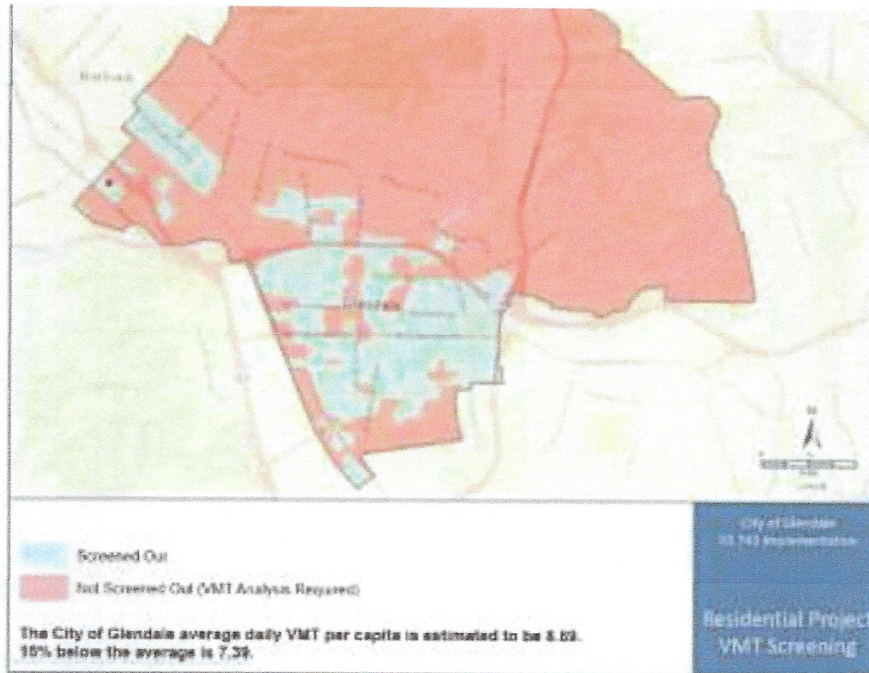
The following is a review of the City of Glendale Transportation Analysis Guidelines and City of Glendale VMT Mapping Tool to determine if the project identified above is screened from VMT Analysis.

1. By use of the City of Glendale VMT Online Mapping Tool per screenshot below. The project site (circled in red) is in the green range and is considered between 0% - 85% of Citywide Average (0 to 7.39 VMT: No VMT impact) (see highlighted text). **Based on this exhibit, the project shows "No VMT Impact" and therefore does not require VMT Analysis.**



2. By use of the City of Glendale's Updated Traffic Analysis Guidelines Tool per screenshots below. The project site (shown as a red dot on each exhibit) matches the same shown in item #1 above and falls within the "Screened Out" zone of each exhibit. **Based on these exhibits, the project is "Screened Out" or shows "No VMT Impact" and therefore does not require VMT Analysis.**





Respectfully,

*Curt Stephens*

Curt Stephens  
 RCE 65996  
 Reg. Exp. 6/30/24



2/5/24

## 413-417 Irving Glendale Apartments - South Coast AQMD Air District, Winter

**EMFAC Off-Model Adjustment Factors for Gasoline Light Duty Vehicle to Account for the SAFE Vehicle Rule Not Applied****413-417 Irving Glendale Apartments****South Coast AQMD Air District, Winter****1.0 Project Characteristics****1.1 Land Usage**

Land Uses	Size	Metric	Lot Acreage	Floor Surface Area	Population
Apartments High Rise	33.00	Dwelling Unit	0.42	33,000.00	94
Enclosed Parking with Elevator	14.95	1000sqft	0.01	14,950.00	0
Enclosed Parking with Elevator	9.67	1000sqft	0.01	9,670.00	0

**1.2 Other Project Characteristics**

Urbanization	Urban	Wind Speed (m/s)	2.2	Precipitation Freq (Days)	31
Climate Zone	9			Operational Year	2024
Utility Company	Glendale Water and Power				
CO2 Intensity (lb/MWhr)	948.98	CH4 Intensity (lb/MWhr)	0.033	N2O Intensity (lb/MWhr)	0.004

**1.3 User Entered Comments & Non-Default Data**

Project Characteristics - Demo 4,666 SF (417 Irving - 864 SF; 1,080 SF; and 887 SF; and 413 Irving - 1,157 SF; 515 SF; 163 SF), Const. 33-unit, 45,345 SF MFR dwelling w/ a 9,674 SF garage and a 14,950 SF sub. garage. Grading: Cut 5,495 CY Fill 35 CY (5,460 CY Total Export)

Land Use - 35,675 SF Residential Floor Area; 24,620 SF of parking on a 18,238 SF lot. 33 DUs on a .419 acre lot classified as Apartment High Rise by CalEEMod manual as this equates to 79 du's to an acre.

Construction Phase - Demo: 4 weeks, Site prep: 2 weeks, grading: 4 weeks, constructions 18 months, paving 3 weeks, arch finishes: 4 months

Grading - Cut 5,495 CY, Fill 35 CY, Export 5.460 CY

Demolition - Demo 4,666 SF (417 Irving - 864 SF; 1,080 SF; and 887 SF; and 413 Irving - 1,157 SF; 515 SF; 163 SF)

Table Name	Column Name	Default Value	New Value
tblConstructionPhase	NumDays	5.00	20.00
tblConstructionPhase	NumDays	100.00	391.00

## 413-417 Irving Glendale Apartments - South Coast AQMD Air District, Winter

**EMFAC Off-Model Adjustment Factors for Gasoline Light Duty Vehicle to Account for the SAFE Vehicle Rule Not Applied**

tblConstructionPhase	NumDays	10.00	30.00
tblConstructionPhase	NumDays	2.00	16.00
tblConstructionPhase	NumDays	5.00	20.00
tblConstructionPhase	NumDays	1.00	11.00
tblConstructionPhase	PhaseEndDate	12/18/2024	4/22/2026
tblConstructionPhase	PhaseEndDate	12/4/2024	3/18/2026
tblConstructionPhase	PhaseEndDate	7/12/2024	8/9/2024
tblConstructionPhase	PhaseEndDate	7/17/2024	9/17/2024
tblConstructionPhase	PhaseEndDate	12/11/2024	4/15/2026
tblConstructionPhase	PhaseEndDate	7/15/2024	8/26/2024
tblConstructionPhase	PhaseStartDate	12/12/2024	4/16/2026
tblConstructionPhase	PhaseStartDate	7/18/2024	9/18/2024
tblConstructionPhase	PhaseStartDate	7/16/2024	8/27/2024
tblConstructionPhase	PhaseStartDate	12/5/2024	3/19/2026
tblConstructionPhase	PhaseStartDate	7/13/2024	8/10/2024
tblGrading	AcresOfGrading	12.00	1.50
tblGrading	AcresOfGrading	5.50	0.50
tblGrading	MaterialExported	0.00	5,460.00
tblLandUse	LotAcreage	0.53	0.42
tblLandUse	LotAcreage	0.34	0.01
tblLandUse	LotAcreage	0.22	0.01
tblTripsAndVMT	HaulingTripNumber	683.00	682.00

**2.0 Emissions Summary**

## 413-417 Irving Glendale Apartments - South Coast AQMD Air District, Winter

**EMFAC Off-Model Adjustment Factors for Gasoline Light Duty Vehicle to Account for the SAFE Vehicle Rule Not Applied****2.1 Overall Construction (Maximum Daily Emission)****Unmitigated Construction**

	ROG	NOx	CO	SO2	Fugitive PM10	Exhaust PM10	PM10 Total	Fugitive PM2.5	Exhaust PM2.5	PM2.5 Total	Bio- CO2	NBio- CO2	Total CO2	CH4	N2O	CO2e
Year	lb/day										lb/day					
2024	1.0235	15.1509	8.1892	0.0388	5.4896	0.4396	5.9292	2.7273	0.4059	3.1332	0.0000	4,081.843 7	4,081.843 7	0.5923	0.4221	4,222.436 6
2025	0.6598	5.8507	8.0800	0.0158	0.4313	0.2449	0.6762	0.1155	0.2254	0.3409	0.0000	1,554.827 0	1,554.827 0	0.3696	0.0292	1,572.761 5
2026	10.8572	5.8426	8.0218	0.0157	0.4313	0.2448	0.6761	0.1155	0.2253	0.3408	0.0000	1,542.868 5	1,542.868 5	0.3690	0.0284	1,560.550 3
<b>Maximum</b>	<b>10.8572</b>	<b>15.1509</b>	<b>8.1892</b>	<b>0.0388</b>	<b>5.4896</b>	<b>0.4396</b>	<b>5.9292</b>	<b>2.7273</b>	<b>0.4059</b>	<b>3.1332</b>	<b>0.0000</b>	<b>4,081.843 7</b>	<b>4,081.843 7</b>	<b>0.5923</b>	<b>0.4221</b>	<b>4,222.436 6</b>

**Mitigated Construction**

	ROG	NOx	CO	SO2	Fugitive PM10	Exhaust PM10	PM10 Total	Fugitive PM2.5	Exhaust PM2.5	PM2.5 Total	Bio- CO2	NBio- CO2	Total CO2	CH4	N2O	CO2e
Year	lb/day										lb/day					
2024	1.0235	15.1509	8.1892	0.0388	5.4896	0.4396	5.9292	2.7273	0.4059	3.1332	0.0000	4,081.843 7	4,081.843 7	0.5923	0.4221	4,222.436 6
2025	0.6598	5.8507	8.0800	0.0158	0.4313	0.2449	0.6762	0.1155	0.2254	0.3409	0.0000	1,554.827 0	1,554.827 0	0.3696	0.0292	1,572.761 5
2026	10.8572	5.8426	8.0218	0.0157	0.4313	0.2448	0.6761	0.1155	0.2253	0.3408	0.0000	1,542.868 5	1,542.868 5	0.3690	0.0284	1,560.550 3
<b>Maximum</b>	<b>10.8572</b>	<b>15.1509</b>	<b>8.1892</b>	<b>0.0388</b>	<b>5.4896</b>	<b>0.4396</b>	<b>5.9292</b>	<b>2.7273</b>	<b>0.4059</b>	<b>3.1332</b>	<b>0.0000</b>	<b>4,081.843 7</b>	<b>4,081.843 7</b>	<b>0.5923</b>	<b>0.4221</b>	<b>4,222.436 6</b>

### EMFAC Off-Model Adjustment Factors for Gasoline Light Duty Vehicle to Account for the SAFE Vehicle Rule Not Applied

[illegible]

## 413-417 Irving Glendale Apartments - South Coast AQMD Air District, Winter

**EMFAC Off-Model Adjustment Factors for Gasoline Light Duty Vehicle to Account for the SAFE Vehicle Rule Not Applied****2.2 Overall Operational****Unmitigated Operational**

	ROG	NOx	CO	SO2	Fugitive PM10	Exhaust PM10	PM10 Total	Fugitive PM2.5	Exhaust PM2.5	PM2.5 Total	Bio- CO2	NBio- CO2	Total CO2	CH4	N2O	CO2e
Category	lb/day										lb/day					
Area	9.4498	0.7161	19.5061	0.0430		2.5359	2.5359		2.5359	2.5359	309.1083	598.9076	908.0159	0.9265	0.0210	937.4314
Energy	0.0127	0.1089	0.0463	6.9000e-004		8.8000e-003	8.8000e-003		8.8000e-003	8.8000e-003		138.9839	138.9839	2.6600e-003	2.5500e-003	139.8098
Mobile	0.4264	0.5077	4.3275	9.7800e-003	1.0763	7.2200e-003	1.0836	0.2868	6.7200e-003	0.2935		997.1783	997.1783	0.0649	0.0443	1,012.0056
<b>Total</b>	<b>9.8889</b>	<b>1.3327</b>	<b>23.8800</b>	<b>0.0534</b>	<b>1.0763</b>	<b>2.5519</b>	<b>3.6283</b>	<b>0.2868</b>	<b>2.5514</b>	<b>2.8383</b>	<b>309.1083</b>	<b>1,735.0697</b>	<b>2,044.1780</b>	<b>0.9941</b>	<b>0.0678</b>	<b>2,089.2468</b>

**Mitigated Operational**

	ROG	NOx	CO	SO2	Fugitive PM10	Exhaust PM10	PM10 Total	Fugitive PM2.5	Exhaust PM2.5	PM2.5 Total	Bio- CO2	NBio- CO2	Total CO2	CH4	N2O	CO2e
Category	lb/day										lb/day					
Area	9.4498	0.7161	19.5061	0.0430		2.5359	2.5359		2.5359	2.5359	309.1083	598.9076	908.0159	0.9265	0.0210	937.4314
Energy	0.0127	0.1089	0.0463	6.9000e-004		8.8000e-003	8.8000e-003		8.8000e-003	8.8000e-003		138.9839	138.9839	2.6600e-003	2.5500e-003	139.8098
Mobile	0.4264	0.5077	4.3275	9.7800e-003	1.0763	7.2200e-003	1.0836	0.2868	6.7200e-003	0.2935		997.1783	997.1783	0.0649	0.0443	1,012.0056
<b>Total</b>	<b>9.8889</b>	<b>1.3327</b>	<b>23.8800</b>	<b>0.0534</b>	<b>1.0763</b>	<b>2.5519</b>	<b>3.6283</b>	<b>0.2868</b>	<b>2.5514</b>	<b>2.8383</b>	<b>309.1083</b>	<b>1,735.0697</b>	<b>2,044.1780</b>	<b>0.9941</b>	<b>0.0678</b>	<b>2,089.2468</b>



## 413-417 Irving Glendale Apartments - South Coast AQMD Air District, Winter

**EMFAC Off-Model Adjustment Factors for Gasoline Light Duty Vehicle to Account for the SAFE Vehicle Rule Not Applied**

	ROG	NOx	CO	SO2	Fugitive PM10	Exhaust PM10	PM10 Total	Fugitive PM2.5	Exhaust PM2.5	PM2.5 Total	Bio- CO2	NBio-CO2	Total CO2	CH4	N2O	CO2e
Percent Reduction	0.00	0.00	0.00	0.00	0.00	0.00	0.00	0.00	0.00	0.00	0.00	0.00	0.00	0.00	0.00	0.00

**3.0 Construction Detail****Construction Phase**

Phase Number	Phase Name	Phase Type	Start Date	End Date	Num Days Week	Num Days	Phase Description
1	Demolition	Demolition	7/1/2024	8/9/2024	5	30	
2	Site Preparation	Site Preparation	8/10/2024	8/26/2024	5	11	
3	Grading	Grading	8/27/2024	9/17/2024	5	16	
4	Building Construction	Building Construction	9/18/2024	3/18/2026	5	391	
5	Paving	Paving	3/19/2026	4/15/2026	5	20	
6	Architectural Coating	Architectural Coating	4/16/2026	4/22/2026	5	20	

**Acres of Grading (Site Preparation Phase): 0.5****Acres of Grading (Grading Phase): 1.5****Acres of Paving: 0.02****Residential Indoor: 66,825; Residential Outdoor: 22,275; Non-Residential Indoor: 0; Non-Residential Outdoor: 0; Striped Parking Area: 1,477 (Architectural Coating – sqft)****OffRoad Equipment**

Phase Name	Offroad Equipment Type	Amount	Usage Hours	Horse Power	Load Factor
Architectural Coating	Air Compressors	1	6.00	78	0.48
Paving	Cement and Mortar Mixers	4	6.00	9	0.56
Demolition	Concrete/Industrial Saws	1	8.00	81	0.73
Building Construction	Cranes	1	4.00	231	0.29
Building Construction	Forklifts	2	6.00	89	0.20

## 413-417 Irving Glendale Apartments - South Coast AQMD Air District, Winter

**EMFAC Off-Model Adjustment Factors for Gasoline Light Duty Vehicle to Account for the SAFE Vehicle Rule Not Applied**

Grading	Graders	1	6.00	187	0.41
Site Preparation	Graders	1	8.00	187	0.41
Paving	Pavers	1	7.00	130	0.42
Paving	Rollers	1	7.00	80	0.38
Demolition	Rubber Tired Dozers	1	1.00	247	0.40
Grading	Rubber Tired Dozers	1	6.00	247	0.40
Building Construction	Tractors/Loaders/Backhoes	2	8.00	97	0.37
Demolition	Tractors/Loaders/Backhoes	2	6.00	97	0.37
Grading	Tractors/Loaders/Backhoes	1	7.00	97	0.37
Paving	Tractors/Loaders/Backhoes	1	7.00	97	0.37
Site Preparation	Tractors/Loaders/Backhoes	1	8.00	97	0.37

**Trips and VMT**

Phase Name	Offroad Equipment Count	Worker Trip Number	Vendor Trip Number	Hauling Trip Number	Worker Trip Length	Vendor Trip Length	Hauling Trip Length	Worker Vehicle Class	Vendor Vehicle Class	Hauling Vehicle Class
Demolition	4	10.00	0.00	21.00	14.70	6.90	20.00	LD_Mix	HDT_Mix	HHDT
Site Preparation	2	5.00	0.00	0.00	14.70	6.90	20.00	LD_Mix	HDT_Mix	HHDT
Grading	3	8.00	0.00	682.00	14.70	6.90	20.00	LD_Mix	HDT_Mix	HHDT
Building Construction	5	34.00	8.00	0.00	14.70	6.90	20.00	LD_Mix	HDT_Mix	HHDT
Paving	7	18.00	0.00	0.00	14.70	6.90	20.00	LD_Mix	HDT_Mix	HHDT
Architectural Coating	1	7.00	0.00	0.00	14.70	6.90	20.00	LD_Mix	HDT_Mix	HHDT

**3.1 Mitigation Measures Construction**

## 413-417 Irving Glendale Apartments - South Coast AQMD Air District, Winter

**EMFAC Off-Model Adjustment Factors for Gasoline Light Duty Vehicle to Account for the SAFE Vehicle Rule Not Applied****3.2 Demolition - 2024****Unmitigated Construction On-Site**

	ROG	NOx	CO	SO2	Fugitive PM10	Exhaust PM10	PM10 Total	Fugitive PM2.5	Exhaust PM2.5	PM2.5 Total	Bio- CO2	NBio- CO2	Total CO2	CH4	N2O	CO2e
Category	lb/day										lb/day					
Fugitive Dust					0.1531	0.0000	0.1531	0.0232	0.0000	0.0232			0.0000			0.0000
Off-Road	0.6156	5.4776	7.3949	0.0120		0.2504	0.2504		0.2392	0.2392		1,148.687 4	1,148.687 4	0.2080		1,153.887 0
<b>Total</b>	<b>0.6156</b>	<b>5.4776</b>	<b>7.3949</b>	<b>0.0120</b>	<b>0.1531</b>	<b>0.2504</b>	<b>0.4035</b>	<b>0.0232</b>	<b>0.2392</b>	<b>0.2624</b>		<b>1,148.687 4</b>	<b>1,148.687 4</b>	<b>0.2080</b>		<b>1,153.887 0</b>

**Unmitigated Construction Off-Site**

	ROG	NOx	CO	SO2	Fugitive PM10	Exhaust PM10	PM10 Total	Fugitive PM2.5	Exhaust PM2.5	PM2.5 Total	Bio- CO2	NBio- CO2	Total CO2	CH4	N2O	CO2e
Category	lb/day										lb/day					
Hauling	1.4000e-003	0.0888	0.0245	3.9000e-004	0.0122	6.4000e-004	0.0129	3.3600e-003	6.1000e-004	3.9700e-003		43.4334	43.4334	2.4500e-003	6.9000e-003	45.5516
Vendor	0.0000	0.0000	0.0000	0.0000	0.0000	0.0000	0.0000	0.0000	0.0000	0.0000		0.0000	0.0000	0.0000	0.0000	0.0000
Worker	0.0316	0.0209	0.2958	9.0000e-004	0.1118	6.0000e-004	0.1124	0.0296	5.5000e-004	0.0302		90.4952	90.4952	2.2100e-003	2.2300e-003	91.2152
<b>Total</b>	<b>0.0330</b>	<b>0.1097</b>	<b>0.3202</b>	<b>1.2900e-003</b>	<b>0.1240</b>	<b>1.2400e-003</b>	<b>0.1253</b>	<b>0.0330</b>	<b>1.1600e-003</b>	<b>0.0342</b>		<b>133.9286</b>	<b>133.9286</b>	<b>4.6600e-003</b>	<b>9.1300e-003</b>	<b>136.7668</b>

## 413-417 Irving Glendale Apartments - South Coast AQMD Air District, Winter

**EMFAC Off-Model Adjustment Factors for Gasoline Light Duty Vehicle to Account for the SAFE Vehicle Rule Not Applied****3.2 Demolition - 2024****Mitigated Construction On-Site**

	ROG	NOx	CO	SO2	Fugitive PM10	Exhaust PM10	PM10 Total	Fugitive PM2.5	Exhaust PM2.5	PM2.5 Total	Bio- CO2	NBio- CO2	Total CO2	CH4	N2O	CO2e
Category	lb/day										lb/day					
Fugitive Dust					0.1531	0.0000	0.1531	0.0232	0.0000	0.0232			0.0000			0.0000
Off-Road	0.6156	5.4776	7.3949	0.0120		0.2504	0.2504		0.2392	0.2392	0.0000	1,148.687 4	1,148.687 4	0.2080		1,153.887 0
<b>Total</b>	<b>0.6156</b>	<b>5.4776</b>	<b>7.3949</b>	<b>0.0120</b>	<b>0.1531</b>	<b>0.2504</b>	<b>0.4035</b>	<b>0.0232</b>	<b>0.2392</b>	<b>0.2624</b>	<b>0.0000</b>	<b>1,148.687 4</b>	<b>1,148.687 4</b>	<b>0.2080</b>		<b>1,153.887 0</b>

**Mitigated Construction Off-Site**

	ROG	NOx	CO	SO2	Fugitive PM10	Exhaust PM10	PM10 Total	Fugitive PM2.5	Exhaust PM2.5	PM2.5 Total	Bio- CO2	NBio- CO2	Total CO2	CH4	N2O	CO2e
Category	lb/day										lb/day					
Hauling	1.4000e-003	0.0888	0.0245	3.9000e-004	0.0122	6.4000e-004	0.0129	3.3600e-003	6.1000e-004	3.9700e-003		43.4334	43.4334	2.4500e-003	6.9000e-003	45.5516
Vendor	0.0000	0.0000	0.0000	0.0000	0.0000	0.0000	0.0000	0.0000	0.0000	0.0000		0.0000	0.0000	0.0000	0.0000	0.0000
Worker	0.0316	0.0209	0.2958	9.0000e-004	0.1118	6.0000e-004	0.1124	0.0296	5.5000e-004	0.0302		90.4952	90.4952	2.2100e-003	2.2300e-003	91.2152
<b>Total</b>	<b>0.0330</b>	<b>0.1097</b>	<b>0.3202</b>	<b>1.2900e-003</b>	<b>0.1240</b>	<b>1.2400e-003</b>	<b>0.1253</b>	<b>0.0330</b>	<b>1.1600e-003</b>	<b>0.0342</b>		<b>133.9286</b>	<b>133.9286</b>	<b>4.6600e-003</b>	<b>9.1300e-003</b>	<b>136.7668</b>

## 413-417 Irving Glendale Apartments - South Coast AQMD Air District, Winter

**EMFAC Off-Model Adjustment Factors for Gasoline Light Duty Vehicle to Account for the SAFE Vehicle Rule Not Applied****3.3 Site Preparation - 2024****Unmitigated Construction On-Site**

	ROG	NOx	CO	SO2	Fugitive PM10	Exhaust PM10	PM10 Total	Fugitive PM2.5	Exhaust PM2.5	PM2.5 Total	Bio- CO2	NBio- CO2	Total CO2	CH4	N2O	CO2e
Category	lb/day										lb/day					
Fugitive Dust					0.0482	0.0000	0.0482	5.2000e-003	0.0000	5.2000e-003			0.0000			0.0000
Off-Road	0.4985	5.6040	3.8921	9.7300e-003		0.2012	0.2012		0.1851	0.1851		942.2742	942.2742	0.3048		949.8930
<b>Total</b>	<b>0.4985</b>	<b>5.6040</b>	<b>3.8921</b>	<b>9.7300e-003</b>	<b>0.0482</b>	<b>0.2012</b>	<b>0.2494</b>	<b>5.2000e-003</b>	<b>0.1851</b>	<b>0.1903</b>		<b>942.2742</b>	<b>942.2742</b>	<b>0.3048</b>		<b>949.8930</b>

**Unmitigated Construction Off-Site**

	ROG	NOx	CO	SO2	Fugitive PM10	Exhaust PM10	PM10 Total	Fugitive PM2.5	Exhaust PM2.5	PM2.5 Total	Bio- CO2	NBio- CO2	Total CO2	CH4	N2O	CO2e
Category	lb/day										lb/day					
Hauling	0.0000	0.0000	0.0000	0.0000	0.0000	0.0000	0.0000	0.0000	0.0000	0.0000		0.0000	0.0000	0.0000	0.0000	0.0000
Vendor	0.0000	0.0000	0.0000	0.0000	0.0000	0.0000	0.0000	0.0000	0.0000	0.0000		0.0000	0.0000	0.0000	0.0000	0.0000
Worker	0.0158	0.0105	0.1479	4.5000e-004	0.0559	3.0000e-004	0.0562	0.0148	2.8000e-004	0.0151		45.2476	45.2476	1.1000e-003	1.1200e-003	45.6076
<b>Total</b>	<b>0.0158</b>	<b>0.0105</b>	<b>0.1479</b>	<b>4.5000e-004</b>	<b>0.0559</b>	<b>3.0000e-004</b>	<b>0.0562</b>	<b>0.0148</b>	<b>2.8000e-004</b>	<b>0.0151</b>		<b>45.2476</b>	<b>45.2476</b>	<b>1.1000e-003</b>	<b>1.1200e-003</b>	<b>45.6076</b>



## 413-417 Irving Glendale Apartments - South Coast AQMD Air District, Winter

**EMFAC Off-Model Adjustment Factors for Gasoline Light Duty Vehicle to Account for the SAFE Vehicle Rule Not Applied****3.3 Site Preparation - 2024****Mitigated Construction On-Site**

	ROG	NOx	CO	SO2	Fugitive PM10	Exhaust PM10	PM10 Total	Fugitive PM2.5	Exhaust PM2.5	PM2.5 Total	Bio- CO2	NBio- CO2	Total CO2	CH4	N2O	CO2e
Category	lb/day										lb/day					
Fugitive Dust					0.0482	0.0000	0.0482	5.2000e-003	0.0000	5.2000e-003			0.0000			0.0000
Off-Road	0.4985	5.6040	3.8921	9.7300e-003		0.2012	0.2012		0.1851	0.1851	0.0000	942.2742	942.2742	0.3048		949.8930
<b>Total</b>	<b>0.4985</b>	<b>5.6040</b>	<b>3.8921</b>	<b>9.7300e-003</b>	<b>0.0482</b>	<b>0.2012</b>	<b>0.2494</b>	<b>5.2000e-003</b>	<b>0.1851</b>	<b>0.1903</b>	<b>0.0000</b>	<b>942.2742</b>	<b>942.2742</b>	<b>0.3048</b>		<b>949.8930</b>

**Mitigated Construction Off-Site**

	ROG	NOx	CO	SO2	Fugitive PM10	Exhaust PM10	PM10 Total	Fugitive PM2.5	Exhaust PM2.5	PM2.5 Total	Bio- CO2	NBio- CO2	Total CO2	CH4	N2O	CO2e
Category	lb/day										lb/day					
Hauling	0.0000	0.0000	0.0000	0.0000	0.0000	0.0000	0.0000	0.0000	0.0000	0.0000		0.0000	0.0000	0.0000	0.0000	0.0000
Vendor	0.0000	0.0000	0.0000	0.0000	0.0000	0.0000	0.0000	0.0000	0.0000	0.0000		0.0000	0.0000	0.0000	0.0000	0.0000
Worker	0.0158	0.0105	0.1479	4.5000e-004	0.0559	3.0000e-004	0.0562	0.0148	2.8000e-004	0.0151		45.2476	45.2476	1.1000e-003	1.1200e-003	45.6076
<b>Total</b>	<b>0.0158</b>	<b>0.0105</b>	<b>0.1479</b>	<b>4.5000e-004</b>	<b>0.0559</b>	<b>3.0000e-004</b>	<b>0.0562</b>	<b>0.0148</b>	<b>2.8000e-004</b>	<b>0.0151</b>		<b>45.2476</b>	<b>45.2476</b>	<b>1.1000e-003</b>	<b>1.1200e-003</b>	<b>45.6076</b>

## 413-417 Irving Glendale Apartments - South Coast AQMD Air District, Winter

**EMFAC Off-Model Adjustment Factors for Gasoline Light Duty Vehicle to Account for the SAFE Vehicle Rule Not Applied****3.4 Grading - 2024****Unmitigated Construction On-Site**

	ROG	NOx	CO	SO2	Fugitive PM10	Exhaust PM10	PM10 Total	Fugitive PM2.5	Exhaust PM2.5	PM2.5 Total	Bio- CO2	NBio- CO2	Total CO2	CH4	N2O	CO2e
Category	lb/day										lb/day					
Fugitive Dust					4.6546	0.0000	4.6546	2.4993	0.0000	2.4993			0.0000			0.0000
Off-Road	0.9132	9.7297	5.5468	0.0141		0.4001	0.4001		0.3681	0.3681		1,364.662 3	1,364.662 3	0.4414		1,375.696 2
<b>Total</b>	<b>0.9132</b>	<b>9.7297</b>	<b>5.5468</b>	<b>0.0141</b>	<b>4.6546</b>	<b>0.4001</b>	<b>5.0547</b>	<b>2.4993</b>	<b>0.3681</b>	<b>2.8674</b>		<b>1,364.662 3</b>	<b>1,364.662 3</b>	<b>0.4414</b>		<b>1,375.696 2</b>

**Unmitigated Construction Off-Site**

	ROG	NOx	CO	SO2	Fugitive PM10	Exhaust PM10	PM10 Total	Fugitive PM2.5	Exhaust PM2.5	PM2.5 Total	Bio- CO2	NBio- CO2	Total CO2	CH4	N2O	CO2e
Category	lb/day										lb/day					
Hauling	0.0851	5.4045	1.4886	0.0240	0.7456	0.0390	0.7846	0.2044	0.0373	0.2417		2,644.785 3	2,644.785 3	0.1492	0.4203	2,773.768 2
Vendor	0.0000	0.0000	0.0000	0.0000	0.0000	0.0000	0.0000	0.0000	0.0000	0.0000		0.0000	0.0000	0.0000	0.0000	0.0000
Worker	0.0252	0.0167	0.2366	7.2000e-004	0.0894	4.8000e-004	0.0899	0.0237	4.4000e-004	0.0242		72.3961	72.3961	1.7600e-003	1.7800e-003	72.9722
<b>Total</b>	<b>0.1104</b>	<b>5.4212</b>	<b>1.7252</b>	<b>0.0247</b>	<b>0.8350</b>	<b>0.0395</b>	<b>0.8745</b>	<b>0.2281</b>	<b>0.0378</b>	<b>0.2659</b>		<b>2,717.181 4</b>	<b>2,717.181 4</b>	<b>0.1510</b>	<b>0.4221</b>	<b>2,846.740 3</b>

## 413-417 Irving Glendale Apartments - South Coast AQMD Air District, Winter

**EMFAC Off-Model Adjustment Factors for Gasoline Light Duty Vehicle to Account for the SAFE Vehicle Rule Not Applied****3.4 Grading - 2024****Mitigated Construction On-Site**

	ROG	NOx	CO	SO2	Fugitive PM10	Exhaust PM10	PM10 Total	Fugitive PM2.5	Exhaust PM2.5	PM2.5 Total	Bio- CO2	NBio- CO2	Total CO2	CH4	N2O	CO2e
Category	lb/day										lb/day					
Fugitive Dust					4.6546	0.0000	4.6546	2.4993	0.0000	2.4993			0.0000			0.0000
Off-Road	0.9132	9.7297	5.5468	0.0141		0.4001	0.4001		0.3681	0.3681	0.0000	1,364.662 3	1,364.662 3	0.4414		1,375.696 2
<b>Total</b>	<b>0.9132</b>	<b>9.7297</b>	<b>5.5468</b>	<b>0.0141</b>	<b>4.6546</b>	<b>0.4001</b>	<b>5.0547</b>	<b>2.4993</b>	<b>0.3681</b>	<b>2.8674</b>	<b>0.0000</b>	<b>1,364.662 3</b>	<b>1,364.662 3</b>	<b>0.4414</b>		<b>1,375.696 2</b>

**Mitigated Construction Off-Site**

	ROG	NOx	CO	SO2	Fugitive PM10	Exhaust PM10	PM10 Total	Fugitive PM2.5	Exhaust PM2.5	PM2.5 Total	Bio- CO2	NBio- CO2	Total CO2	CH4	N2O	CO2e
Category	lb/day										lb/day					
Hauling	0.0851	5.4045	1.4886	0.0240	0.7456	0.0390	0.7846	0.2044	0.0373	0.2417		2,644.785 3	2,644.785 3	0.1492	0.4203	2,773.768 2
Vendor	0.0000	0.0000	0.0000	0.0000	0.0000	0.0000	0.0000	0.0000	0.0000	0.0000		0.0000	0.0000	0.0000	0.0000	0.0000
Worker	0.0252	0.0167	0.2366	7.2000e-004	0.0894	4.8000e-004	0.0899	0.0237	4.4000e-004	0.0242		72.3961	72.3961	1.7600e-003	1.7800e-003	72.9722
<b>Total</b>	<b>0.1104</b>	<b>5.4212</b>	<b>1.7252</b>	<b>0.0247</b>	<b>0.8350</b>	<b>0.0395</b>	<b>0.8745</b>	<b>0.2281</b>	<b>0.0378</b>	<b>0.2659</b>		<b>2,717.181 4</b>	<b>2,717.181 4</b>	<b>0.1510</b>	<b>0.4221</b>	<b>2,846.740 3</b>

## 413-417 Irving Glendale Apartments - South Coast AQMD Air District, Winter

**EMFAC Off-Model Adjustment Factors for Gasoline Light Duty Vehicle to Account for the SAFE Vehicle Rule Not Applied****3.5 Building Construction - 2024****Unmitigated Construction On-Site**

	ROG	NOx	CO	SO2	Fugitive PM10	Exhaust PM10	PM10 Total	Fugitive PM2.5	Exhaust PM2.5	PM2.5 Total	Bio- CO2	NBio- CO2	Total CO2	CH4	N2O	CO2e
Category	lb/day										lb/day					
Off-Road	0.5950	5.9739	7.0675	0.0114		0.2824	0.2824		0.2598	0.2598		1,104.9834	1,104.9834	0.3574		1,113.9177
<b>Total</b>	<b>0.5950</b>	<b>5.9739</b>	<b>7.0675</b>	<b>0.0114</b>		<b>0.2824</b>	<b>0.2824</b>		<b>0.2598</b>	<b>0.2598</b>		<b>1,104.9834</b>	<b>1,104.9834</b>	<b>0.3574</b>		<b>1,113.9177</b>

**Unmitigated Construction Off-Site**

	ROG	NOx	CO	SO2	Fugitive PM10	Exhaust PM10	PM10 Total	Fugitive PM2.5	Exhaust PM2.5	PM2.5 Total	Bio- CO2	NBio- CO2	Total CO2	CH4	N2O	CO2e
Category	lb/day										lb/day					
Hauling	0.0000	0.0000	0.0000	0.0000	0.0000	0.0000	0.0000	0.0000	0.0000	0.0000		0.0000	0.0000	0.0000	0.0000	0.0000
Vendor	8.2500e-003	0.3062	0.1161	1.4400e-003	0.0512	1.7000e-003	0.0529	0.0148	1.6300e-003	0.0164		154.8527	154.8527	5.2500e-003	0.0225	161.6797
Worker	0.1073	0.0711	1.0056	3.0400e-003	0.3800	2.0400e-003	0.3821	0.1008	1.8800e-003	0.1027		307.6836	307.6836	7.5000e-003	7.5900e-003	310.1316
<b>Total</b>	<b>0.1155</b>	<b>0.3773</b>	<b>1.1217</b>	<b>4.4800e-003</b>	<b>0.4313</b>	<b>3.7400e-003</b>	<b>0.4350</b>	<b>0.1155</b>	<b>3.5100e-003</b>	<b>0.1191</b>		<b>462.5363</b>	<b>462.5363</b>	<b>0.0128</b>	<b>0.0301</b>	<b>471.8113</b>

## 413-417 Irving Glendale Apartments - South Coast AQMD Air District, Winter

**EMFAC Off-Model Adjustment Factors for Gasoline Light Duty Vehicle to Account for the SAFE Vehicle Rule Not Applied****3.5 Building Construction - 2024****Mitigated Construction On-Site**

	ROG	NOx	CO	SO2	Fugitive PM10	Exhaust PM10	PM10 Total	Fugitive PM2.5	Exhaust PM2.5	PM2.5 Total	Bio- CO2	NBio- CO2	Total CO2	CH4	N2O	CO2e
Category	lb/day										lb/day					
Off-Road	0.5950	5.9739	7.0675	0.0114		0.2824	0.2824		0.2598	0.2598	0.0000	1,104.9834	1,104.9834	0.3574		1,113.9177
<b>Total</b>	<b>0.5950</b>	<b>5.9739</b>	<b>7.0675</b>	<b>0.0114</b>		<b>0.2824</b>	<b>0.2824</b>		<b>0.2598</b>	<b>0.2598</b>	<b>0.0000</b>	<b>1,104.9834</b>	<b>1,104.9834</b>	<b>0.3574</b>		<b>1,113.9177</b>

**Mitigated Construction Off-Site**

	ROG	NOx	CO	SO2	Fugitive PM10	Exhaust PM10	PM10 Total	Fugitive PM2.5	Exhaust PM2.5	PM2.5 Total	Bio- CO2	NBio- CO2	Total CO2	CH4	N2O	CO2e
Category	lb/day										lb/day					
Hauling	0.0000	0.0000	0.0000	0.0000	0.0000	0.0000	0.0000	0.0000	0.0000	0.0000		0.0000	0.0000	0.0000	0.0000	0.0000
Vendor	8.2500e-003	0.3062	0.1161	1.4400e-003	0.0512	1.7000e-003	0.0529	0.0148	1.6300e-003	0.0164		154.8527	154.8527	5.2500e-003	0.0225	161.6797
Worker	0.1073	0.0711	1.0056	3.0400e-003	0.3800	2.0400e-003	0.3821	0.1008	1.8800e-003	0.1027		307.6836	307.6836	7.5000e-003	7.5900e-003	310.1316
<b>Total</b>	<b>0.1155</b>	<b>0.3773</b>	<b>1.1217</b>	<b>4.4800e-003</b>	<b>0.4313</b>	<b>3.7400e-003</b>	<b>0.4350</b>	<b>0.1155</b>	<b>3.5100e-003</b>	<b>0.1191</b>		<b>462.5363</b>	<b>462.5363</b>	<b>0.0128</b>	<b>0.0301</b>	<b>471.8113</b>



## 413-417 Irving Glendale Apartments - South Coast AQMD Air District, Winter

**EMFAC Off-Model Adjustment Factors for Gasoline Light Duty Vehicle to Account for the SAFE Vehicle Rule Not Applied****3.5 Building Construction - 2025****Unmitigated Construction On-Site**

	ROG	NOx	CO	SO2	Fugitive PM10	Exhaust PM10	PM10 Total	Fugitive PM2.5	Exhaust PM2.5	PM2.5 Total	Bio- CO2	NBio- CO2	Total CO2	CH4	N2O	CO2e
Category	lb/day										lb/day					
Off-Road	0.5510	5.4820	7.0282	0.0114		0.2413	0.2413		0.2220	0.2220		1,105.571 1	1,105.571 1	0.3576		1,114.510 2
<b>Total</b>	<b>0.5510</b>	<b>5.4820</b>	<b>7.0282</b>	<b>0.0114</b>		<b>0.2413</b>	<b>0.2413</b>		<b>0.2220</b>	<b>0.2220</b>		<b>1,105.571 1</b>	<b>1,105.571 1</b>	<b>0.3576</b>		<b>1,114.510 2</b>

**Unmitigated Construction Off-Site**

	ROG	NOx	CO	SO2	Fugitive PM10	Exhaust PM10	PM10 Total	Fugitive PM2.5	Exhaust PM2.5	PM2.5 Total	Bio- CO2	NBio- CO2	Total CO2	CH4	N2O	CO2e
Category	lb/day										lb/day					
Hauling	0.0000	0.0000	0.0000	0.0000	0.0000	0.0000	0.0000	0.0000	0.0000	0.0000		0.0000	0.0000	0.0000	0.0000	0.0000
Vendor	8.0500e-003	0.3048	0.1144	1.4100e-003	0.0512	1.7100e-003	0.0529	0.0148	1.6300e-003	0.0164		152.0345	152.0345	5.2600e-003	0.0221	158.7472
Worker	0.1007	0.0639	0.9375	2.9400e-003	0.3800	1.9400e-003	0.3820	0.1008	1.7900e-003	0.1026		297.2214	297.2214	6.7800e-003	7.0900e-003	299.5041
<b>Total</b>	<b>0.1088</b>	<b>0.3687</b>	<b>1.0518</b>	<b>4.3500e-003</b>	<b>0.4313</b>	<b>3.6500e-003</b>	<b>0.4349</b>	<b>0.1155</b>	<b>3.4200e-003</b>	<b>0.1190</b>		<b>449.2559</b>	<b>449.2559</b>	<b>0.0120</b>	<b>0.0292</b>	<b>458.2513</b>

## 413-417 Irving Glendale Apartments - South Coast AQMD Air District, Winter

**EMFAC Off-Model Adjustment Factors for Gasoline Light Duty Vehicle to Account for the SAFE Vehicle Rule Not Applied****3.5 Building Construction - 2025****Mitigated Construction On-Site**

	ROG	NOx	CO	SO2	Fugitive PM10	Exhaust PM10	PM10 Total	Fugitive PM2.5	Exhaust PM2.5	PM2.5 Total	Bio- CO2	NBio- CO2	Total CO2	CH4	N2O	CO2e
Category	lb/day										lb/day					
Off-Road	0.5510	5.4820	7.0282	0.0114		0.2413	0.2413		0.2220	0.2220	0.0000	1,105.571 1	1,105.571 1	0.3576		1,114.510 2
<b>Total</b>	<b>0.5510</b>	<b>5.4820</b>	<b>7.0282</b>	<b>0.0114</b>		<b>0.2413</b>	<b>0.2413</b>		<b>0.2220</b>	<b>0.2220</b>	<b>0.0000</b>	<b>1,105.571 1</b>	<b>1,105.571 1</b>	<b>0.3576</b>		<b>1,114.510 2</b>

**Mitigated Construction Off-Site**

	ROG	NOx	CO	SO2	Fugitive PM10	Exhaust PM10	PM10 Total	Fugitive PM2.5	Exhaust PM2.5	PM2.5 Total	Bio- CO2	NBio- CO2	Total CO2	CH4	N2O	CO2e
Category	lb/day										lb/day					
Hauling	0.0000	0.0000	0.0000	0.0000	0.0000	0.0000	0.0000	0.0000	0.0000	0.0000		0.0000	0.0000	0.0000	0.0000	0.0000
Vendor	8.0500e-003	0.3048	0.1144	1.4100e-003	0.0512	1.7100e-003	0.0529	0.0148	1.6300e-003	0.0164		152.0345	152.0345	5.2600e-003	0.0221	158.7472
Worker	0.1007	0.0639	0.9375	2.9400e-003	0.3800	1.9400e-003	0.3820	0.1008	1.7900e-003	0.1026		297.2214	297.2214	6.7800e-003	7.0900e-003	299.5041
<b>Total</b>	<b>0.1088</b>	<b>0.3687</b>	<b>1.0518</b>	<b>4.3500e-003</b>	<b>0.4313</b>	<b>3.6500e-003</b>	<b>0.4349</b>	<b>0.1155</b>	<b>3.4200e-003</b>	<b>0.1190</b>		<b>449.2559</b>	<b>449.2559</b>	<b>0.0120</b>	<b>0.0292</b>	<b>458.2513</b>

## 413-417 Irving Glendale Apartments - South Coast AQMD Air District, Winter

**EMFAC Off-Model Adjustment Factors for Gasoline Light Duty Vehicle to Account for the SAFE Vehicle Rule Not Applied****3.5 Building Construction - 2026****Unmitigated Construction On-Site**

	ROG	NOx	CO	SO2	Fugitive PM10	Exhaust PM10	PM10 Total	Fugitive PM2.5	Exhaust PM2.5	PM2.5 Total	Bio- CO2	NBio- CO2	Total CO2	CH4	N2O	CO2e
Category	lb/day										lb/day					
Off-Road	0.5510	5.4820	7.0282	0.0114		0.2413	0.2413		0.2220	0.2220		1,105.571 1	1,105.571 1	0.3576		1,114.510 2
<b>Total</b>	<b>0.5510</b>	<b>5.4820</b>	<b>7.0282</b>	<b>0.0114</b>		<b>0.2413</b>	<b>0.2413</b>		<b>0.2220</b>	<b>0.2220</b>		<b>1,105.571 1</b>	<b>1,105.571 1</b>	<b>0.3576</b>		<b>1,114.510 2</b>

**Unmitigated Construction Off-Site**

	ROG	NOx	CO	SO2	Fugitive PM10	Exhaust PM10	PM10 Total	Fugitive PM2.5	Exhaust PM2.5	PM2.5 Total	Bio- CO2	NBio- CO2	Total CO2	CH4	N2O	CO2e
Category	lb/day										lb/day					
Hauling	0.0000	0.0000	0.0000	0.0000	0.0000	0.0000	0.0000	0.0000	0.0000	0.0000		0.0000	0.0000	0.0000	0.0000	0.0000
Vendor	7.8800e-003	0.3026	0.1130	1.3800e-003	0.0512	1.7000e-003	0.0529	0.0148	1.6300e-003	0.0164		149.1868	149.1868	5.2700e-003	0.0217	155.7827
Worker	0.0951	0.0581	0.8807	2.8500e-003	0.3800	1.8400e-003	0.3819	0.1008	1.7000e-003	0.1025		288.1106	288.1106	6.1700e-003	6.6900e-003	290.2575
<b>Total</b>	<b>0.1030</b>	<b>0.3607</b>	<b>0.9936</b>	<b>4.2300e-003</b>	<b>0.4313</b>	<b>3.5400e-003</b>	<b>0.4348</b>	<b>0.1155</b>	<b>3.3300e-003</b>	<b>0.1189</b>		<b>437.2974</b>	<b>437.2974</b>	<b>0.0114</b>	<b>0.0284</b>	<b>446.0401</b>

## 413-417 Irving Glendale Apartments - South Coast AQMD Air District, Winter

**EMFAC Off-Model Adjustment Factors for Gasoline Light Duty Vehicle to Account for the SAFE Vehicle Rule Not Applied****3.5 Building Construction - 2026****Mitigated Construction On-Site**

	ROG	NOx	CO	SO2	Fugitive PM10	Exhaust PM10	PM10 Total	Fugitive PM2.5	Exhaust PM2.5	PM2.5 Total	Bio- CO2	NBio- CO2	Total CO2	CH4	N2O	CO2e
Category	lb/day										lb/day					
Off-Road	0.5510	5.4820	7.0282	0.0114		0.2413	0.2413		0.2220	0.2220	0.0000	1,105.571 1	1,105.571 1	0.3576		1,114.510 2
<b>Total</b>	<b>0.5510</b>	<b>5.4820</b>	<b>7.0282</b>	<b>0.0114</b>		<b>0.2413</b>	<b>0.2413</b>		<b>0.2220</b>	<b>0.2220</b>	<b>0.0000</b>	<b>1,105.571 1</b>	<b>1,105.571 1</b>	<b>0.3576</b>		<b>1,114.510 2</b>

**Mitigated Construction Off-Site**

	ROG	NOx	CO	SO2	Fugitive PM10	Exhaust PM10	PM10 Total	Fugitive PM2.5	Exhaust PM2.5	PM2.5 Total	Bio- CO2	NBio- CO2	Total CO2	CH4	N2O	CO2e
Category	lb/day										lb/day					
Hauling	0.0000	0.0000	0.0000	0.0000	0.0000	0.0000	0.0000	0.0000	0.0000	0.0000		0.0000	0.0000	0.0000	0.0000	0.0000
Vendor	7.8800e-003	0.3026	0.1130	1.3800e-003	0.0512	1.7000e-003	0.0529	0.0148	1.6300e-003	0.0164		149.1868	149.1868	5.2700e-003	0.0217	155.7827
Worker	0.0951	0.0581	0.8807	2.8500e-003	0.3800	1.8400e-003	0.3819	0.1008	1.7000e-003	0.1025		288.1106	288.1106	6.1700e-003	6.6900e-003	290.2575
<b>Total</b>	<b>0.1030</b>	<b>0.3607</b>	<b>0.9936</b>	<b>4.2300e-003</b>	<b>0.4313</b>	<b>3.5400e-003</b>	<b>0.4348</b>	<b>0.1155</b>	<b>3.3300e-003</b>	<b>0.1189</b>		<b>437.2974</b>	<b>437.2974</b>	<b>0.0114</b>	<b>0.0284</b>	<b>446.0401</b>

## 413-417 Irving Glendale Apartments - South Coast AQMD Air District, Winter

**EMFAC Off-Model Adjustment Factors for Gasoline Light Duty Vehicle to Account for the SAFE Vehicle Rule Not Applied****3.6 Paving - 2026****Unmitigated Construction On-Site**

	ROG	NOx	CO	SO2	Fugitive PM10	Exhaust PM10	PM10 Total	Fugitive PM2.5	Exhaust PM2.5	PM2.5 Total	Bio- CO2	NBio- CO2	Total CO2	CH4	N2O	CO2e
Category	lb/day										lb/day					
Off-Road	0.5638	4.9206	7.0257	0.0113		0.2186	0.2186		0.2046	0.2046		1,036.271 1	1,036.271 1	0.3019		1,043.817 9
Paving	0.0000					0.0000	0.0000		0.0000	0.0000			0.0000			0.0000
<b>Total</b>	<b>0.5638</b>	<b>4.9206</b>	<b>7.0257</b>	<b>0.0113</b>		<b>0.2186</b>	<b>0.2186</b>		<b>0.2046</b>	<b>0.2046</b>		<b>1,036.271 1</b>	<b>1,036.271 1</b>	<b>0.3019</b>		<b>1,043.817 9</b>

**Unmitigated Construction Off-Site**

	ROG	NOx	CO	SO2	Fugitive PM10	Exhaust PM10	PM10 Total	Fugitive PM2.5	Exhaust PM2.5	PM2.5 Total	Bio- CO2	NBio- CO2	Total CO2	CH4	N2O	CO2e
Category	lb/day										lb/day					
Hauling	0.0000	0.0000	0.0000	0.0000	0.0000	0.0000	0.0000	0.0000	0.0000	0.0000		0.0000	0.0000	0.0000	0.0000	0.0000
Vendor	0.0000	0.0000	0.0000	0.0000	0.0000	0.0000	0.0000	0.0000	0.0000	0.0000		0.0000	0.0000	0.0000	0.0000	0.0000
Worker	0.0504	0.0307	0.4662	1.5100e-003	0.2012	9.8000e-004	0.2022	0.0534	9.0000e-004	0.0543		152.5291	152.5291	3.2600e-003	3.5400e-003	153.6657
<b>Total</b>	<b>0.0504</b>	<b>0.0307</b>	<b>0.4662</b>	<b>1.5100e-003</b>	<b>0.2012</b>	<b>9.8000e-004</b>	<b>0.2022</b>	<b>0.0534</b>	<b>9.0000e-004</b>	<b>0.0543</b>		<b>152.5291</b>	<b>152.5291</b>	<b>3.2600e-003</b>	<b>3.5400e-003</b>	<b>153.6657</b>



## 413-417 Irving Glendale Apartments - South Coast AQMD Air District, Winter

**EMFAC Off-Model Adjustment Factors for Gasoline Light Duty Vehicle to Account for the SAFE Vehicle Rule Not Applied****3.6 Paving - 2026****Mitigated Construction On-Site**

	ROG	NOx	CO	SO2	Fugitive PM10	Exhaust PM10	PM10 Total	Fugitive PM2.5	Exhaust PM2.5	PM2.5 Total	Bio- CO2	NBio- CO2	Total CO2	CH4	N2O	CO2e
Category	lb/day										lb/day					
Off-Road	0.5638	4.9206	7.0257	0.0113		0.2186	0.2186		0.2046	0.2046	0.0000	1,036.271 1	1,036.271 1	0.3019		1,043.817 9
Paving	0.0000					0.0000	0.0000		0.0000	0.0000			0.0000			0.0000
<b>Total</b>	<b>0.5638</b>	<b>4.9206</b>	<b>7.0257</b>	<b>0.0113</b>		<b>0.2186</b>	<b>0.2186</b>		<b>0.2046</b>	<b>0.2046</b>	<b>0.0000</b>	<b>1,036.271 1</b>	<b>1,036.271 1</b>	<b>0.3019</b>		<b>1,043.817 9</b>

**Mitigated Construction Off-Site**

	ROG	NOx	CO	SO2	Fugitive PM10	Exhaust PM10	PM10 Total	Fugitive PM2.5	Exhaust PM2.5	PM2.5 Total	Bio- CO2	NBio- CO2	Total CO2	CH4	N2O	CO2e
Category	lb/day										lb/day					
Hauling	0.0000	0.0000	0.0000	0.0000	0.0000	0.0000	0.0000	0.0000	0.0000	0.0000		0.0000	0.0000	0.0000	0.0000	0.0000
Vendor	0.0000	0.0000	0.0000	0.0000	0.0000	0.0000	0.0000	0.0000	0.0000	0.0000		0.0000	0.0000	0.0000	0.0000	0.0000
Worker	0.0504	0.0307	0.4662	1.5100e-003	0.2012	9.8000e-004	0.2022	0.0534	9.0000e-004	0.0543		152.5291	152.5291	3.2600e-003	3.5400e-003	153.6657
<b>Total</b>	<b>0.0504</b>	<b>0.0307</b>	<b>0.4662</b>	<b>1.5100e-003</b>	<b>0.2012</b>	<b>9.8000e-004</b>	<b>0.2022</b>	<b>0.0534</b>	<b>9.0000e-004</b>	<b>0.0543</b>		<b>152.5291</b>	<b>152.5291</b>	<b>3.2600e-003</b>	<b>3.5400e-003</b>	<b>153.6657</b>

## 413-417 Irving Glendale Apartments - South Coast AQMD Air District, Winter

**EMFAC Off-Model Adjustment Factors for Gasoline Light Duty Vehicle to Account for the SAFE Vehicle Rule Not Applied****3.7 Architectural Coating - 2026****Unmitigated Construction On-Site**

	ROG	NOx	CO	SO2	Fugitive PM10	Exhaust PM10	PM10 Total	Fugitive PM2.5	Exhaust PM2.5	PM2.5 Total	Bio- CO2	NBio- CO2	Total CO2	CH4	N2O	CO2e
Category	lb/day										lb/day					
Archit. Coating	10.6668					0.0000	0.0000		0.0000	0.0000			0.0000			0.0000
Off-Road	0.1709	1.1455	1.8091	2.9700e-003		0.0515	0.0515		0.0515	0.0515		281.4481	281.4481	0.0154		281.8319
<b>Total</b>	<b>10.8376</b>	<b>1.1455</b>	<b>1.8091</b>	<b>2.9700e-003</b>		<b>0.0515</b>	<b>0.0515</b>		<b>0.0515</b>	<b>0.0515</b>		<b>281.4481</b>	<b>281.4481</b>	<b>0.0154</b>		<b>281.8319</b>

**Unmitigated Construction Off-Site**

	ROG	NOx	CO	SO2	Fugitive PM10	Exhaust PM10	PM10 Total	Fugitive PM2.5	Exhaust PM2.5	PM2.5 Total	Bio- CO2	NBio- CO2	Total CO2	CH4	N2O	CO2e
Category	lb/day										lb/day					
Hauling	0.0000	0.0000	0.0000	0.0000	0.0000	0.0000	0.0000	0.0000	0.0000	0.0000		0.0000	0.0000	0.0000	0.0000	0.0000
Vendor	0.0000	0.0000	0.0000	0.0000	0.0000	0.0000	0.0000	0.0000	0.0000	0.0000		0.0000	0.0000	0.0000	0.0000	0.0000
Worker	0.0196	0.0120	0.1813	5.9000e-004	0.0782	3.8000e-004	0.0786	0.0208	3.5000e-004	0.0211		59.3169	59.3169	1.2700e-003	1.3800e-003	59.7589
<b>Total</b>	<b>0.0196</b>	<b>0.0120</b>	<b>0.1813</b>	<b>5.9000e-004</b>	<b>0.0782</b>	<b>3.8000e-004</b>	<b>0.0786</b>	<b>0.0208</b>	<b>3.5000e-004</b>	<b>0.0211</b>		<b>59.3169</b>	<b>59.3169</b>	<b>1.2700e-003</b>	<b>1.3800e-003</b>	<b>59.7589</b>

## 413-417 Irving Glendale Apartments - South Coast AQMD Air District, Winter

**EMFAC Off-Model Adjustment Factors for Gasoline Light Duty Vehicle to Account for the SAFE Vehicle Rule Not Applied****3.7 Architectural Coating - 2026****Mitigated Construction On-Site**

	ROG	NOx	CO	SO2	Fugitive PM10	Exhaust PM10	PM10 Total	Fugitive PM2.5	Exhaust PM2.5	PM2.5 Total	Bio- CO2	NBio- CO2	Total CO2	CH4	N2O	CO2e
Category	lb/day										lb/day					
Archit. Coating	10.6668					0.0000	0.0000		0.0000	0.0000			0.0000			0.0000
Off-Road	0.1709	1.1455	1.8091	2.9700e-003		0.0515	0.0515		0.0515	0.0515	0.0000	281.4481	281.4481	0.0154		281.8319
<b>Total</b>	<b>10.8376</b>	<b>1.1455</b>	<b>1.8091</b>	<b>2.9700e-003</b>		<b>0.0515</b>	<b>0.0515</b>		<b>0.0515</b>	<b>0.0515</b>	<b>0.0000</b>	<b>281.4481</b>	<b>281.4481</b>	<b>0.0154</b>		<b>281.8319</b>

**Mitigated Construction Off-Site**

	ROG	NOx	CO	SO2	Fugitive PM10	Exhaust PM10	PM10 Total	Fugitive PM2.5	Exhaust PM2.5	PM2.5 Total	Bio- CO2	NBio- CO2	Total CO2	CH4	N2O	CO2e
Category	lb/day										lb/day					
Hauling	0.0000	0.0000	0.0000	0.0000	0.0000	0.0000	0.0000	0.0000	0.0000	0.0000		0.0000	0.0000	0.0000	0.0000	0.0000
Vendor	0.0000	0.0000	0.0000	0.0000	0.0000	0.0000	0.0000	0.0000	0.0000	0.0000		0.0000	0.0000	0.0000	0.0000	0.0000
Worker	0.0196	0.0120	0.1813	5.9000e-004	0.0782	3.8000e-004	0.0786	0.0208	3.5000e-004	0.0211		59.3169	59.3169	1.2700e-003	1.3800e-003	59.7589
<b>Total</b>	<b>0.0196</b>	<b>0.0120</b>	<b>0.1813</b>	<b>5.9000e-004</b>	<b>0.0782</b>	<b>3.8000e-004</b>	<b>0.0786</b>	<b>0.0208</b>	<b>3.5000e-004</b>	<b>0.0211</b>		<b>59.3169</b>	<b>59.3169</b>	<b>1.2700e-003</b>	<b>1.3800e-003</b>	<b>59.7589</b>

## 413-417 Irving Glendale Apartments - South Coast AQMD Air District, Winter

## EMFAC Off-Model Adjustment Factors for Gasoline Light Duty Vehicle to Account for the SAFE Vehicle Rule Not Applied

## 4.0 Operational Detail - Mobile

## 4.1 Mitigation Measures Mobile

	ROG	NOx	CO	SO2	Fugitive PM10	Exhaust PM10	PM10 Total	Fugitive PM2.5	Exhaust PM2.5	PM2.5 Total	Bio- CO2	NBio- CO2	Total CO2	CH4	N2O	CO2e
Category	lb/day										lb/day					
Mitigated	0.4264	0.5077	4.3275	9.7800e-003	1.0763	7.2200e-003	1.0836	0.2868	6.7200e-003	0.2935		997.1783	997.1783	0.0649	0.0443	1,012.0056
Unmitigated	0.4264	0.5077	4.3275	9.7800e-003	1.0763	7.2200e-003	1.0836	0.2868	6.7200e-003	0.2935		997.1783	997.1783	0.0649	0.0443	1,012.0056

## 4.2 Trip Summary Information

Land Use	Average Daily Trip Rate			Unmitigated	Mitigated
	Weekday	Saturday	Sunday	Annual VMT	Annual VMT
Apartments High Rise	146.85	149.49	118.47	489,243	489,243
Enclosed Parking with Elevator	0.00	0.00	0.00		
Enclosed Parking with Elevator	0.00	0.00	0.00		
Total	146.85	149.49	118.47	489,243	489,243

## 4.3 Trip Type Information

Land Use	Miles			Trip %			Trip Purpose %		
	H-W or C-W	H-S or C-C	H-O or C-NW	H-W or C-W	H-S or C-C	H-O or C-NW	Primary	Diverted	Pass-by
Apartments High Rise	14.70	5.90	8.70	40.20	19.20	40.60	86	11	3
Enclosed Parking with Elevator	16.60	8.40	6.90	0.00	0.00	0.00	0	0	0
Enclosed Parking with Elevator	16.60	8.40	6.90	0.00	0.00	0.00	0	0	0

## 413-417 Irving Glendale Apartments - South Coast AQMD Air District, Winter

**EMFAC Off-Model Adjustment Factors for Gasoline Light Duty Vehicle to Account for the SAFE Vehicle Rule Not Applied****4.4 Fleet Mix**

Land Use	LDA	LDT1	LDT2	MDV	LHD1	LHD2	MHD	HHD	OBUS	UBUS	MCY	SBUS	MH
Apartments High Rise	0.542450	0.061470	0.185138	0.129299	0.023799	0.006448	0.011958	0.009209	0.000810	0.000503	0.024446	0.000751	0.003721
Enclosed Parking with Elevator	0.542450	0.061470	0.185138	0.129299	0.023799	0.006448	0.011958	0.009209	0.000810	0.000503	0.024446	0.000751	0.003721

**5.0 Energy Detail**

Historical Energy Use: N

**5.1 Mitigation Measures Energy**

	ROG	NOx	CO	SO2	Fugitive PM10	Exhaust PM10	PM10 Total	Fugitive PM2.5	Exhaust PM2.5	PM2.5 Total	Bio- CO2	NBio- CO2	Total CO2	CH4	N2O	CO2e
Category	lb/day										lb/day					
NaturalGas Mitigated	0.0127	0.1089	0.0463	6.9000e-004		8.8000e-003	8.8000e-003		8.8000e-003	8.8000e-003		138.9839	138.9839	2.6600e-003	2.5500e-003	139.8098
NaturalGas Unmitigated	0.0127	0.1089	0.0463	6.9000e-004		8.8000e-003	8.8000e-003		8.8000e-003	8.8000e-003		138.9839	138.9839	2.6600e-003	2.5500e-003	139.8098

## 413-417 Irving Glendale Apartments - South Coast AQMD Air District, Winter

**EMFAC Off-Model Adjustment Factors for Gasoline Light Duty Vehicle to Account for the SAFE Vehicle Rule Not Applied****5.2 Energy by Land Use - NaturalGas****Unmitigated**

	NaturalGas Use	ROG	NOx	CO	SO2	Fugitive PM10	Exhaust PM10	PM10 Total	Fugitive PM2.5	Exhaust PM2.5	PM2.5 Total	Bio- CO2	NBio- CO2	Total CO2	CH4	N2O	CO2e
Land Use	kBTU/yr	lb/day										lb/day					
Apartments High Rise	1181.36	0.0127	0.1089	0.0463	6.9000e-004		8.8000e-003	8.8000e-003		8.8000e-003	8.8000e-003		138.9839	138.9839	2.6600e-003	2.5500e-003	139.8098
Enclosed Parking with Elevator	0	0.0000	0.0000	0.0000	0.0000		0.0000	0.0000		0.0000	0.0000		0.0000	0.0000	0.0000	0.0000	0.0000
<b>Total</b>		<b>0.0127</b>	<b>0.1089</b>	<b>0.0463</b>	<b>6.9000e-004</b>		<b>8.8000e-003</b>	<b>8.8000e-003</b>		<b>8.8000e-003</b>	<b>8.8000e-003</b>		<b>138.9839</b>	<b>138.9839</b>	<b>2.6600e-003</b>	<b>2.5500e-003</b>	<b>139.8098</b>

**Mitigated**

	NaturalGas Use	ROG	NOx	CO	SO2	Fugitive PM10	Exhaust PM10	PM10 Total	Fugitive PM2.5	Exhaust PM2.5	PM2.5 Total	Bio- CO2	NBio- CO2	Total CO2	CH4	N2O	CO2e
Land Use	kBTU/yr	lb/day										lb/day					
Apartments High Rise	1.18136	0.0127	0.1089	0.0463	6.9000e-004		8.8000e-003	8.8000e-003		8.8000e-003	8.8000e-003		138.9839	138.9839	2.6600e-003	2.5500e-003	139.8098
Enclosed Parking with Elevator	0	0.0000	0.0000	0.0000	0.0000		0.0000	0.0000		0.0000	0.0000		0.0000	0.0000	0.0000	0.0000	0.0000
<b>Total</b>		<b>0.0127</b>	<b>0.1089</b>	<b>0.0463</b>	<b>6.9000e-004</b>		<b>8.8000e-003</b>	<b>8.8000e-003</b>		<b>8.8000e-003</b>	<b>8.8000e-003</b>		<b>138.9839</b>	<b>138.9839</b>	<b>2.6600e-003</b>	<b>2.5500e-003</b>	<b>139.8098</b>

**6.0 Area Detail**

## 413-417 Irving Glendale Apartments - South Coast AQMD Air District, Winter

**EMFAC Off-Model Adjustment Factors for Gasoline Light Duty Vehicle to Account for the SAFE Vehicle Rule Not Applied****6.1 Mitigation Measures Area**

	ROG	NOx	CO	SO2	Fugitive PM10	Exhaust PM10	PM10 Total	Fugitive PM2.5	Exhaust PM2.5	PM2.5 Total	Bio- CO2	NBio- CO2	Total CO2	CH4	N2O	CO2e
Category	lb/day										lb/day					
Mitigated	9.4498	0.7161	19.5061	0.0430		2.5359	2.5359		2.5359	2.5359	309.1083	598.9076	908.0159	0.9265	0.0210	937.4314
Unmitigated	9.4498	0.7161	19.5061	0.0430		2.5359	2.5359		2.5359	2.5359	309.1083	598.9076	908.0159	0.9265	0.0210	937.4314

## 413-417 Irving Glendale Apartments - South Coast AQMD Air District, Winter

**EMFAC Off-Model Adjustment Factors for Gasoline Light Duty Vehicle to Account for the SAFE Vehicle Rule Not Applied****6.2 Area by SubCategory****Unmitigated**

	ROG	NOx	CO	SO2	Fugitive PM10	Exhaust PM10	PM10 Total	Fugitive PM2.5	Exhaust PM2.5	PM2.5 Total	Bio- CO2	NBio- CO2	Total CO2	CH4	N2O	CO2e
SubCategory	lb/day										lb/day					
Architectural Coating	0.0585					0.0000	0.0000		0.0000	0.0000			0.0000			0.0000
Consumer Products	0.6621					0.0000	0.0000		0.0000	0.0000			0.0000			0.0000
Hearth	8.6472	0.6847	16.7822	0.0428		2.5208	2.5208		2.5208	2.5208	309.1083	594.0000	903.1083	0.9218	0.0210	932.4059
Landscaping	0.0821	0.0314	2.7239	1.4000e-004		0.0151	0.0151		0.0151	0.0151		4.9076	4.9076	4.7200e-003		5.0256
<b>Total</b>	<b>9.4498</b>	<b>0.7161</b>	<b>19.5061</b>	<b>0.0430</b>		<b>2.5359</b>	<b>2.5359</b>		<b>2.5359</b>	<b>2.5359</b>	<b>309.1083</b>	<b>598.9076</b>	<b>908.0159</b>	<b>0.9265</b>	<b>0.0210</b>	<b>937.4315</b>



## 413-417 Irving Glendale Apartments - South Coast AQMD Air District, Winter

**EMFAC Off-Model Adjustment Factors for Gasoline Light Duty Vehicle to Account for the SAFE Vehicle Rule Not Applied****6.2 Area by SubCategory****Mitigated**

	ROG	NOx	CO	SO2	Fugitive PM10	Exhaust PM10	PM10 Total	Fugitive PM2.5	Exhaust PM2.5	PM2.5 Total	Bio- CO2	NBio- CO2	Total CO2	CH4	N2O	CO2e
SubCategory	lb/day										lb/day					
Architectural Coating	0.0585					0.0000	0.0000		0.0000	0.0000			0.0000			0.0000
Consumer Products	0.6621					0.0000	0.0000		0.0000	0.0000			0.0000			0.0000
Hearth	8.6472	0.6847	16.7822	0.0428		2.5208	2.5208		2.5208	2.5208	309.1083	594.0000	903.1083	0.9218	0.0210	932.4059
Landscaping	0.0821	0.0314	2.7239	1.4000e-004		0.0151	0.0151		0.0151	0.0151		4.9076	4.9076	4.7200e-003		5.0256
<b>Total</b>	<b>9.4498</b>	<b>0.7161</b>	<b>19.5061</b>	<b>0.0430</b>		<b>2.5359</b>	<b>2.5359</b>		<b>2.5359</b>	<b>2.5359</b>	<b>309.1083</b>	<b>598.9076</b>	<b>908.0159</b>	<b>0.9265</b>	<b>0.0210</b>	<b>937.4315</b>

**7.0 Water Detail****7.1 Mitigation Measures Water**

413-417 Irving Glendale Apartments - South Coast AQMD Air District, Winter

**EMFAC Off-Model Adjustment Factors for Gasoline Light Duty Vehicle to Account for the SAFE Vehicle Rule Not Applied****8.0 Waste Detail**

---

**8.1 Mitigation Measures Waste****9.0 Operational Offroad**

---

Equipment Type	Number	Hours/Day	Days/Year	Horse Power	Load Factor	Fuel Type
----------------	--------	-----------	-----------	-------------	-------------	-----------

**10.0 Stationary Equipment**

---

**Fire Pumps and Emergency Generators**

Equipment Type	Number	Hours/Day	Hours/Year	Horse Power	Load Factor	Fuel Type
----------------	--------	-----------	------------	-------------	-------------	-----------

**Boilers**

Equipment Type	Number	Heat Input/Day	Heat Input/Year	Boiler Rating	Fuel Type
----------------	--------	----------------	-----------------	---------------	-----------

**User Defined Equipment**

Equipment Type	Number
----------------	--------

**11.0 Vegetation**

---

## 413-417 Irving Glendale Apartments - South Coast AQMD Air District, Summer

**EMFAC Off-Model Adjustment Factors for Gasoline Light Duty Vehicle to Account for the SAFE Vehicle Rule Not Applied****413-417 Irving Glendale Apartments****South Coast AQMD Air District, Summer****1.0 Project Characteristics****1.1 Land Usage**

Land Uses	Size	Metric	Lot Acreage	Floor Surface Area	Population
Apartments High Rise	33.00	Dwelling Unit	0.42	33,000.00	94
Enclosed Parking with Elevator	14.95	1000sqft	0.01	14,950.00	0
Enclosed Parking with Elevator	9.67	1000sqft	0.01	9,670.00	0

**1.2 Other Project Characteristics**

<b>Urbanization</b>	Urban	<b>Wind Speed (m/s)</b>	2.2	<b>Precipitation Freq (Days)</b>	31
<b>Climate Zone</b>	9			<b>Operational Year</b>	2024
<b>Utility Company</b>	Glendale Water and Power				
<b>CO2 Intensity (lb/MWhr)</b>	948.98	<b>CH4 Intensity (lb/MWhr)</b>	0.033	<b>N2O Intensity (lb/MWhr)</b>	0.004

**1.3 User Entered Comments & Non-Default Data**

Project Characteristics - Demo 4,666 SF (417 Irving - 864 SF; 1,080 SF; and 887 SF; and 413 Irving - 1,157 SF; 515 SF; 163 SF), Const. 33-unit, 45,345 SF MFR dwelling w/ a 9,674 SF garage and a 14,950 SF sub. garage. Grading: Cut 5,495 CY Fill 35 CY (5,460 CY Total Export)

Land Use - 35,675 SF Residential Floor Area; 24,620 SF of parking on a 18,238 SF lot. 33 DUs on a .419 acre lot classified as Apartment High Rise by CalEEMod manual as this equates to 79 du's to an acre.

Construction Phase - Demo: 4 weeks, Site prep: 2 weeks, grading: 4 weeks, constructions 18 months, paving 3 weeks, arch finishes: 4 months

Grading - Cut 5,495 CY, Fill 35 CY, Export 5.460 CY

Demolition - Demo 4,666 SF (417 Irving - 864 SF; 1,080 SF; and 887 SF; and 413 Irving - 1,157 SF; 515 SF; 163 SF)

Table Name	Column Name	Default Value	New Value
tblConstructionPhase	NumDays	5.00	20.00
tblConstructionPhase	NumDays	100.00	391.00

## 413-417 Irving Glendale Apartments - South Coast AQMD Air District, Summer

**EMFAC Off-Model Adjustment Factors for Gasoline Light Duty Vehicle to Account for the SAFE Vehicle Rule Not Applied**

tblConstructionPhase	NumDays	10.00	30.00
tblConstructionPhase	NumDays	2.00	16.00
tblConstructionPhase	NumDays	5.00	20.00
tblConstructionPhase	NumDays	1.00	11.00
tblConstructionPhase	PhaseEndDate	12/18/2024	4/22/2026
tblConstructionPhase	PhaseEndDate	12/4/2024	3/18/2026
tblConstructionPhase	PhaseEndDate	7/12/2024	8/9/2024
tblConstructionPhase	PhaseEndDate	7/17/2024	9/17/2024
tblConstructionPhase	PhaseEndDate	12/11/2024	4/15/2026
tblConstructionPhase	PhaseEndDate	7/15/2024	8/26/2024
tblConstructionPhase	PhaseStartDate	12/12/2024	4/16/2026
tblConstructionPhase	PhaseStartDate	7/18/2024	9/18/2024
tblConstructionPhase	PhaseStartDate	7/16/2024	8/27/2024
tblConstructionPhase	PhaseStartDate	12/5/2024	3/19/2026
tblConstructionPhase	PhaseStartDate	7/13/2024	8/10/2024
tblGrading	AcresOfGrading	12.00	1.50
tblGrading	AcresOfGrading	5.50	0.50
tblGrading	MaterialExported	0.00	5,460.00
tblLandUse	LotAcreage	0.53	0.42
tblLandUse	LotAcreage	0.34	0.01
tblLandUse	LotAcreage	0.22	0.01
tblTripsAndVMT	HaulingTripNumber	683.00	682.00

**2.0 Emissions Summary**

## 413-417 Irving Glendale Apartments - South Coast AQMD Air District, Summer

**EMFAC Off-Model Adjustment Factors for Gasoline Light Duty Vehicle to Account for the SAFE Vehicle Rule Not Applied****2.1 Overall Construction (Maximum Daily Emission)****Unmitigated Construction**

	ROG	NOx	CO	SO2	Fugitive PM10	Exhaust PM10	PM10 Total	Fugitive PM2.5	Exhaust PM2.5	PM2.5 Total	Bio- CO2	NBio- CO2	Total CO2	CH4	N2O	CO2e
Year	lb/day										lb/day					
2024	1.0283	14.9033	8.2907	0.0388	5.4896	0.4395	5.9291	2.7273	0.4058	3.1331	0.0000	4,083.293 1	4,083.293 1	0.5927	0.4215	4,223.719 1
2025	0.6543	5.8308	8.1737	0.0160	0.4313	0.2449	0.6762	0.1155	0.2254	0.3409	0.0000	1,572.815 5	1,572.815 5	0.3695	0.0287	1,590.611 2
2026	10.8560	5.8234	8.1092	0.0158	0.4313	0.2448	0.6761	0.1155	0.2253	0.3408	0.0000	1,560.282 2	1,560.282 2	0.3689	0.0279	1,577.832 9
Maximum	10.8560	14.9033	8.2907	0.0388	5.4896	0.4395	5.9291	2.7273	0.4058	3.1331	0.0000	4,083.293 1	4,083.293 1	0.5927	0.4215	4,223.719 1

**Mitigated Construction**

	ROG	NOx	CO	SO2	Fugitive PM10	Exhaust PM10	PM10 Total	Fugitive PM2.5	Exhaust PM2.5	PM2.5 Total	Bio- CO2	NBio- CO2	Total CO2	CH4	N2O	CO2e
Year	lb/day										lb/day					
2024	1.0283	14.9033	8.2907	0.0388	5.4896	0.4395	5.9291	2.7273	0.4058	3.1331	0.0000	4,083.293 1	4,083.293 1	0.5927	0.4215	4,223.719 1
2025	0.6543	5.8308	8.1737	0.0160	0.4313	0.2449	0.6762	0.1155	0.2254	0.3409	0.0000	1,572.815 5	1,572.815 5	0.3695	0.0287	1,590.611 2
2026	10.8560	5.8234	8.1092	0.0158	0.4313	0.2448	0.6761	0.1155	0.2253	0.3408	0.0000	1,560.282 2	1,560.282 2	0.3689	0.0279	1,577.832 9
Maximum	10.8560	14.9033	8.2907	0.0388	5.4896	0.4395	5.9291	2.7273	0.4058	3.1331	0.0000	4,083.293 1	4,083.293 1	0.5927	0.4215	4,223.719 1

### EMFAC Off-Model Adjustment Factors for Gasoline Light Duty Vehicle to Account for the SAFE Vehicle Rule Not Applied

[illegible]

## 413-417 Irving Glendale Apartments - South Coast AQMD Air District, Summer

**EMFAC Off-Model Adjustment Factors for Gasoline Light Duty Vehicle to Account for the SAFE Vehicle Rule Not Applied****2.2 Overall Operational****Unmitigated Operational**

	ROG	NOx	CO	SO2	Fugitive PM10	Exhaust PM10	PM10 Total	Fugitive PM2.5	Exhaust PM2.5	PM2.5 Total	Bio- CO2	NBio- CO2	Total CO2	CH4	N2O	CO2e
Category	lb/day										lb/day					
Area	9.4498	0.7161	19.5061	0.0430		2.5359	2.5359		2.5359	2.5359	309.1083	598.9076	908.0159	0.9265	0.0210	937.4314
Energy	0.0127	0.1089	0.0463	6.9000e-004		8.8000e-003	8.8000e-003		8.8000e-003	8.8000e-003		138.9839	138.9839	2.6600e-003	2.5500e-003	139.8098
Mobile	0.4421	0.4726	4.4874	0.0103	1.0763	7.2200e-003	1.0836	0.2868	6.7100e-003	0.2935		1,045.5839	1,045.5839	0.0632	0.0427	1,059.8719
<b>Total</b>	<b>9.9047</b>	<b>1.2975</b>	<b>24.0398</b>	<b>0.0539</b>	<b>1.0763</b>	<b>2.5519</b>	<b>3.6283</b>	<b>0.2868</b>	<b>2.5514</b>	<b>2.8383</b>	<b>309.1083</b>	<b>1,783.4754</b>	<b>2,092.5837</b>	<b>0.9924</b>	<b>0.0662</b>	<b>2,137.1131</b>

**Mitigated Operational**

	ROG	NOx	CO	SO2	Fugitive PM10	Exhaust PM10	PM10 Total	Fugitive PM2.5	Exhaust PM2.5	PM2.5 Total	Bio- CO2	NBio- CO2	Total CO2	CH4	N2O	CO2e
Category	lb/day										lb/day					
Area	9.4498	0.7161	19.5061	0.0430		2.5359	2.5359		2.5359	2.5359	309.1083	598.9076	908.0159	0.9265	0.0210	937.4314
Energy	0.0127	0.1089	0.0463	6.9000e-004		8.8000e-003	8.8000e-003		8.8000e-003	8.8000e-003		138.9839	138.9839	2.6600e-003	2.5500e-003	139.8098
Mobile	0.4421	0.4726	4.4874	0.0103	1.0763	7.2200e-003	1.0836	0.2868	6.7100e-003	0.2935		1,045.5839	1,045.5839	0.0632	0.0427	1,059.8719
<b>Total</b>	<b>9.9047</b>	<b>1.2975</b>	<b>24.0398</b>	<b>0.0539</b>	<b>1.0763</b>	<b>2.5519</b>	<b>3.6283</b>	<b>0.2868</b>	<b>2.5514</b>	<b>2.8383</b>	<b>309.1083</b>	<b>1,783.4754</b>	<b>2,092.5837</b>	<b>0.9924</b>	<b>0.0662</b>	<b>2,137.1131</b>

## 413-417 Irving Glendale Apartments - South Coast AQMD Air District, Summer

**EMFAC Off-Model Adjustment Factors for Gasoline Light Duty Vehicle to Account for the SAFE Vehicle Rule Not Applied**

	ROG	NOx	CO	SO2	Fugitive PM10	Exhaust PM10	PM10 Total	Fugitive PM2.5	Exhaust PM2.5	PM2.5 Total	Bio- CO2	NBio-CO2	Total CO2	CH4	N2O	CO2e
Percent Reduction	0.00	0.00	0.00	0.00	0.00	0.00	0.00	0.00	0.00	0.00	0.00	0.00	0.00	0.00	0.00	0.00

**3.0 Construction Detail****Construction Phase**

Phase Number	Phase Name	Phase Type	Start Date	End Date	Num Days Week	Num Days	Phase Description
1	Demolition	Demolition	7/1/2024	8/9/2024	5	30	
2	Site Preparation	Site Preparation	8/10/2024	8/26/2024	5	11	
3	Grading	Grading	8/27/2024	9/17/2024	5	16	
4	Building Construction	Building Construction	9/18/2024	3/18/2026	5	391	
5	Paving	Paving	3/19/2026	4/15/2026	5	20	
6	Architectural Coating	Architectural Coating	4/16/2026	4/22/2026	5	20	

**Acres of Grading (Site Preparation Phase): 0.5****Acres of Grading (Grading Phase): 1.5****Acres of Paving: 0.02****Residential Indoor: 66,825; Residential Outdoor: 22,275; Non-Residential Indoor: 0; Non-Residential Outdoor: 0; Striped Parking Area: 1,477 (Architectural Coating – sqft)****OffRoad Equipment**

Phase Name	Offroad Equipment Type	Amount	Usage Hours	Horse Power	Load Factor
Architectural Coating	Air Compressors	1	6.00	78	0.48
Paving	Cement and Mortar Mixers	4	6.00	9	0.56
Demolition	Concrete/Industrial Saws	1	8.00	81	0.73
Building Construction	Cranes	1	4.00	231	0.29
Building Construction	Forklifts	2	6.00	89	0.20



## 413-417 Irving Glendale Apartments - South Coast AQMD Air District, Summer

**EMFAC Off-Model Adjustment Factors for Gasoline Light Duty Vehicle to Account for the SAFE Vehicle Rule Not Applied**

Grading	Graders	1	6.00	187	0.41
Site Preparation	Graders	1	8.00	187	0.41
Paving	Pavers	1	7.00	130	0.42
Paving	Rollers	1	7.00	80	0.38
Demolition	Rubber Tired Dozers	1	1.00	247	0.40
Grading	Rubber Tired Dozers	1	6.00	247	0.40
Building Construction	Tractors/Loaders/Backhoes	2	8.00	97	0.37
Demolition	Tractors/Loaders/Backhoes	2	6.00	97	0.37
Grading	Tractors/Loaders/Backhoes	1	7.00	97	0.37
Paving	Tractors/Loaders/Backhoes	1	7.00	97	0.37
Site Preparation	Tractors/Loaders/Backhoes	1	8.00	97	0.37

**Trips and VMT**

Phase Name	Offroad Equipment Count	Worker Trip Number	Vendor Trip Number	Hauling Trip Number	Worker Trip Length	Vendor Trip Length	Hauling Trip Length	Worker Vehicle Class	Vendor Vehicle Class	Hauling Vehicle Class
Demolition	4	10.00	0.00	21.00	14.70	6.90	20.00	LD_Mix	HDT_Mix	HHDT
Site Preparation	2	5.00	0.00	0.00	14.70	6.90	20.00	LD_Mix	HDT_Mix	HHDT
Grading	3	8.00	0.00	682.00	14.70	6.90	20.00	LD_Mix	HDT_Mix	HHDT
Building Construction	5	34.00	8.00	0.00	14.70	6.90	20.00	LD_Mix	HDT_Mix	HHDT
Paving	7	18.00	0.00	0.00	14.70	6.90	20.00	LD_Mix	HDT_Mix	HHDT
Architectural Coating	1	7.00	0.00	0.00	14.70	6.90	20.00	LD_Mix	HDT_Mix	HHDT

**3.1 Mitigation Measures Construction**

## 413-417 Irving Glendale Apartments - South Coast AQMD Air District, Summer

**EMFAC Off-Model Adjustment Factors for Gasoline Light Duty Vehicle to Account for the SAFE Vehicle Rule Not Applied****3.2 Demolition - 2024****Unmitigated Construction On-Site**

	ROG	NOx	CO	SO2	Fugitive PM10	Exhaust PM10	PM10 Total	Fugitive PM2.5	Exhaust PM2.5	PM2.5 Total	Bio- CO2	NBio- CO2	Total CO2	CH4	N2O	CO2e
Category	lb/day										lb/day					
Fugitive Dust					0.1531	0.0000	0.1531	0.0232	0.0000	0.0232			0.0000			0.0000
Off-Road	0.6156	5.4776	7.3949	0.0120		0.2504	0.2504		0.2392	0.2392		1,148.687 4	1,148.687 4	0.2080		1,153.887 0
<b>Total</b>	<b>0.6156</b>	<b>5.4776</b>	<b>7.3949</b>	<b>0.0120</b>	<b>0.1531</b>	<b>0.2504</b>	<b>0.4035</b>	<b>0.0232</b>	<b>0.2392</b>	<b>0.2624</b>		<b>1,148.687 4</b>	<b>1,148.687 4</b>	<b>0.2080</b>		<b>1,153.887 0</b>

**Unmitigated Construction Off-Site**

	ROG	NOx	CO	SO2	Fugitive PM10	Exhaust PM10	PM10 Total	Fugitive PM2.5	Exhaust PM2.5	PM2.5 Total	Bio- CO2	NBio- CO2	Total CO2	CH4	N2O	CO2e
Category	lb/day										lb/day					
Hauling	1.5000e-003	0.0847	0.0241	3.9000e-004	0.0122	6.4000e-004	0.0129	3.3600e-003	6.1000e-004	3.9700e-003		43.3840	43.3840	2.4600e-003	6.8900e-003	45.5000
Vendor	0.0000	0.0000	0.0000	0.0000	0.0000	0.0000	0.0000	0.0000	0.0000	0.0000		0.0000	0.0000	0.0000	0.0000	0.0000
Worker	0.0298	0.0191	0.3267	9.5000e-004	0.1118	6.0000e-004	0.1124	0.0296	5.5000e-004	0.0302		96.0663	96.0663	2.1700e-003	2.1000e-003	96.7477
<b>Total</b>	<b>0.0313</b>	<b>0.1039</b>	<b>0.3508</b>	<b>1.3400e-003</b>	<b>0.1240</b>	<b>1.2400e-003</b>	<b>0.1253</b>	<b>0.0330</b>	<b>1.1600e-003</b>	<b>0.0342</b>		<b>139.4504</b>	<b>139.4504</b>	<b>4.6300e-003</b>	<b>8.9900e-003</b>	<b>142.2477</b>

## 413-417 Irving Glendale Apartments - South Coast AQMD Air District, Summer

**EMFAC Off-Model Adjustment Factors for Gasoline Light Duty Vehicle to Account for the SAFE Vehicle Rule Not Applied****3.2 Demolition - 2024****Mitigated Construction On-Site**

	ROG	NOx	CO	SO2	Fugitive PM10	Exhaust PM10	PM10 Total	Fugitive PM2.5	Exhaust PM2.5	PM2.5 Total	Bio- CO2	NBio- CO2	Total CO2	CH4	N2O	CO2e
Category	lb/day										lb/day					
Fugitive Dust					0.1531	0.0000	0.1531	0.0232	0.0000	0.0232			0.0000			0.0000
Off-Road	0.6156	5.4776	7.3949	0.0120		0.2504	0.2504		0.2392	0.2392	0.0000	1,148.687 4	1,148.687 4	0.2080		1,153.887 0
<b>Total</b>	<b>0.6156</b>	<b>5.4776</b>	<b>7.3949</b>	<b>0.0120</b>	<b>0.1531</b>	<b>0.2504</b>	<b>0.4035</b>	<b>0.0232</b>	<b>0.2392</b>	<b>0.2624</b>	<b>0.0000</b>	<b>1,148.687 4</b>	<b>1,148.687 4</b>	<b>0.2080</b>		<b>1,153.887 0</b>

**Mitigated Construction Off-Site**

	ROG	NOx	CO	SO2	Fugitive PM10	Exhaust PM10	PM10 Total	Fugitive PM2.5	Exhaust PM2.5	PM2.5 Total	Bio- CO2	NBio- CO2	Total CO2	CH4	N2O	CO2e
Category	lb/day										lb/day					
Hauling	1.5000e-003	0.0847	0.0241	3.9000e-004	0.0122	6.4000e-004	0.0129	3.3600e-003	6.1000e-004	3.9700e-003		43.3840	43.3840	2.4600e-003	6.8900e-003	45.5000
Vendor	0.0000	0.0000	0.0000	0.0000	0.0000	0.0000	0.0000	0.0000	0.0000	0.0000		0.0000	0.0000	0.0000	0.0000	0.0000
Worker	0.0298	0.0191	0.3267	9.5000e-004	0.1118	6.0000e-004	0.1124	0.0296	5.5000e-004	0.0302		96.0663	96.0663	2.1700e-003	2.1000e-003	96.7477
<b>Total</b>	<b>0.0313</b>	<b>0.1039</b>	<b>0.3508</b>	<b>1.3400e-003</b>	<b>0.1240</b>	<b>1.2400e-003</b>	<b>0.1253</b>	<b>0.0330</b>	<b>1.1600e-003</b>	<b>0.0342</b>		<b>139.4504</b>	<b>139.4504</b>	<b>4.6300e-003</b>	<b>8.9900e-003</b>	<b>142.2477</b>

## 413-417 Irving Glendale Apartments - South Coast AQMD Air District, Summer

**EMFAC Off-Model Adjustment Factors for Gasoline Light Duty Vehicle to Account for the SAFE Vehicle Rule Not Applied****3.3 Site Preparation - 2024****Unmitigated Construction On-Site**

	ROG	NOx	CO	SO2	Fugitive PM10	Exhaust PM10	PM10 Total	Fugitive PM2.5	Exhaust PM2.5	PM2.5 Total	Bio- CO2	NBio- CO2	Total CO2	CH4	N2O	CO2e
Category	lb/day										lb/day					
Fugitive Dust					0.0482	0.0000	0.0482	5.2000e-003	0.0000	5.2000e-003			0.0000			0.0000
Off-Road	0.4985	5.6040	3.8921	9.7300e-003		0.2012	0.2012		0.1851	0.1851		942.2742	942.2742	0.3048		949.8930
<b>Total</b>	<b>0.4985</b>	<b>5.6040</b>	<b>3.8921</b>	<b>9.7300e-003</b>	<b>0.0482</b>	<b>0.2012</b>	<b>0.2494</b>	<b>5.2000e-003</b>	<b>0.1851</b>	<b>0.1903</b>		<b>942.2742</b>	<b>942.2742</b>	<b>0.3048</b>		<b>949.8930</b>

**Unmitigated Construction Off-Site**

	ROG	NOx	CO	SO2	Fugitive PM10	Exhaust PM10	PM10 Total	Fugitive PM2.5	Exhaust PM2.5	PM2.5 Total	Bio- CO2	NBio- CO2	Total CO2	CH4	N2O	CO2e
Category	lb/day										lb/day					
Hauling	0.0000	0.0000	0.0000	0.0000	0.0000	0.0000	0.0000	0.0000	0.0000	0.0000		0.0000	0.0000	0.0000	0.0000	0.0000
Vendor	0.0000	0.0000	0.0000	0.0000	0.0000	0.0000	0.0000	0.0000	0.0000	0.0000		0.0000	0.0000	0.0000	0.0000	0.0000
Worker	0.0149	9.5700e-003	0.1633	4.8000e-004	0.0559	3.0000e-004	0.0562	0.0148	2.8000e-004	0.0151		48.0332	48.0332	1.0900e-003	1.0500e-003	48.3739
<b>Total</b>	<b>0.0149</b>	<b>9.5700e-003</b>	<b>0.1633</b>	<b>4.8000e-004</b>	<b>0.0559</b>	<b>3.0000e-004</b>	<b>0.0562</b>	<b>0.0148</b>	<b>2.8000e-004</b>	<b>0.0151</b>		<b>48.0332</b>	<b>48.0332</b>	<b>1.0900e-003</b>	<b>1.0500e-003</b>	<b>48.3739</b>

## 413-417 Irving Glendale Apartments - South Coast AQMD Air District, Summer

**EMFAC Off-Model Adjustment Factors for Gasoline Light Duty Vehicle to Account for the SAFE Vehicle Rule Not Applied****3.3 Site Preparation - 2024****Mitigated Construction On-Site**

	ROG	NOx	CO	SO2	Fugitive PM10	Exhaust PM10	PM10 Total	Fugitive PM2.5	Exhaust PM2.5	PM2.5 Total	Bio- CO2	NBio- CO2	Total CO2	CH4	N2O	CO2e
Category	lb/day										lb/day					
Fugitive Dust					0.0482	0.0000	0.0482	5.2000e-003	0.0000	5.2000e-003			0.0000			0.0000
Off-Road	0.4985	5.6040	3.8921	9.7300e-003		0.2012	0.2012		0.1851	0.1851	0.0000	942.2742	942.2742	0.3048		949.8930
<b>Total</b>	<b>0.4985</b>	<b>5.6040</b>	<b>3.8921</b>	<b>9.7300e-003</b>	<b>0.0482</b>	<b>0.2012</b>	<b>0.2494</b>	<b>5.2000e-003</b>	<b>0.1851</b>	<b>0.1903</b>	<b>0.0000</b>	<b>942.2742</b>	<b>942.2742</b>	<b>0.3048</b>		<b>949.8930</b>

**Mitigated Construction Off-Site**

	ROG	NOx	CO	SO2	Fugitive PM10	Exhaust PM10	PM10 Total	Fugitive PM2.5	Exhaust PM2.5	PM2.5 Total	Bio- CO2	NBio- CO2	Total CO2	CH4	N2O	CO2e
Category	lb/day										lb/day					
Hauling	0.0000	0.0000	0.0000	0.0000	0.0000	0.0000	0.0000	0.0000	0.0000	0.0000		0.0000	0.0000	0.0000	0.0000	0.0000
Vendor	0.0000	0.0000	0.0000	0.0000	0.0000	0.0000	0.0000	0.0000	0.0000	0.0000		0.0000	0.0000	0.0000	0.0000	0.0000
Worker	0.0149	9.5700e-003	0.1633	4.8000e-004	0.0559	3.0000e-004	0.0562	0.0148	2.8000e-004	0.0151		48.0332	48.0332	1.0900e-003	1.0500e-003	48.3739
<b>Total</b>	<b>0.0149</b>	<b>9.5700e-003</b>	<b>0.1633</b>	<b>4.8000e-004</b>	<b>0.0559</b>	<b>3.0000e-004</b>	<b>0.0562</b>	<b>0.0148</b>	<b>2.8000e-004</b>	<b>0.0151</b>		<b>48.0332</b>	<b>48.0332</b>	<b>1.0900e-003</b>	<b>1.0500e-003</b>	<b>48.3739</b>

## 413-417 Irving Glendale Apartments - South Coast AQMD Air District, Summer

**EMFAC Off-Model Adjustment Factors for Gasoline Light Duty Vehicle to Account for the SAFE Vehicle Rule Not Applied****3.4 Grading - 2024****Unmitigated Construction On-Site**

	ROG	NOx	CO	SO2	Fugitive PM10	Exhaust PM10	PM10 Total	Fugitive PM2.5	Exhaust PM2.5	PM2.5 Total	Bio- CO2	NBio- CO2	Total CO2	CH4	N2O	CO2e
Category	lb/day										lb/day					
Fugitive Dust					4.6546	0.0000	4.6546	2.4993	0.0000	2.4993			0.0000			0.0000
Off-Road	0.9132	9.7297	5.5468	0.0141		0.4001	0.4001		0.3681	0.3681		1,364.662 3	1,364.662 3	0.4414		1,375.696 2
<b>Total</b>	<b>0.9132</b>	<b>9.7297</b>	<b>5.5468</b>	<b>0.0141</b>	<b>4.6546</b>	<b>0.4001</b>	<b>5.0547</b>	<b>2.4993</b>	<b>0.3681</b>	<b>2.8674</b>		<b>1,364.662 3</b>	<b>1,364.662 3</b>	<b>0.4414</b>		<b>1,375.696 2</b>

**Unmitigated Construction Off-Site**

	ROG	NOx	CO	SO2	Fugitive PM10	Exhaust PM10	PM10 Total	Fugitive PM2.5	Exhaust PM2.5	PM2.5 Total	Bio- CO2	NBio- CO2	Total CO2	CH4	N2O	CO2e
Category	lb/day										lb/day					
Hauling	0.0913	5.1583	1.4677	0.0240	0.7456	0.0389	0.7845	0.2044	0.0373	0.2416		2,641.777 8	2,641.777 8	0.1496	0.4198	2,770.624 7
Vendor	0.0000	0.0000	0.0000	0.0000	0.0000	0.0000	0.0000	0.0000	0.0000	0.0000		0.0000	0.0000	0.0000	0.0000	0.0000
Worker	0.0238	0.0153	0.2614	7.6000e-004	0.0894	4.8000e-004	0.0899	0.0237	4.4000e-004	0.0242		76.8531	76.8531	1.7400e-003	1.6800e-003	77.3982
<b>Total</b>	<b>0.1151</b>	<b>5.1736</b>	<b>1.7291</b>	<b>0.0248</b>	<b>0.8350</b>	<b>0.0394</b>	<b>0.8744</b>	<b>0.2281</b>	<b>0.0377</b>	<b>0.2658</b>		<b>2,718.630 9</b>	<b>2,718.630 9</b>	<b>0.1513</b>	<b>0.4215</b>	<b>2,848.022 8</b>

## 413-417 Irving Glendale Apartments - South Coast AQMD Air District, Summer

**EMFAC Off-Model Adjustment Factors for Gasoline Light Duty Vehicle to Account for the SAFE Vehicle Rule Not Applied****3.4 Grading - 2024****Mitigated Construction On-Site**

	ROG	NOx	CO	SO2	Fugitive PM10	Exhaust PM10	PM10 Total	Fugitive PM2.5	Exhaust PM2.5	PM2.5 Total	Bio- CO2	NBio- CO2	Total CO2	CH4	N2O	CO2e
Category	lb/day										lb/day					
Fugitive Dust					4.6546	0.0000	4.6546	2.4993	0.0000	2.4993			0.0000			0.0000
Off-Road	0.9132	9.7297	5.5468	0.0141		0.4001	0.4001		0.3681	0.3681	0.0000	1,364.662 3	1,364.662 3	0.4414		1,375.696 2
<b>Total</b>	<b>0.9132</b>	<b>9.7297</b>	<b>5.5468</b>	<b>0.0141</b>	<b>4.6546</b>	<b>0.4001</b>	<b>5.0547</b>	<b>2.4993</b>	<b>0.3681</b>	<b>2.8674</b>	<b>0.0000</b>	<b>1,364.662 3</b>	<b>1,364.662 3</b>	<b>0.4414</b>		<b>1,375.696 2</b>

**Mitigated Construction Off-Site**

	ROG	NOx	CO	SO2	Fugitive PM10	Exhaust PM10	PM10 Total	Fugitive PM2.5	Exhaust PM2.5	PM2.5 Total	Bio- CO2	NBio- CO2	Total CO2	CH4	N2O	CO2e
Category	lb/day										lb/day					
Hauling	0.0913	5.1583	1.4677	0.0240	0.7456	0.0389	0.7845	0.2044	0.0373	0.2416		2,641.777 8	2,641.777 8	0.1496	0.4198	2,770.624 7
Vendor	0.0000	0.0000	0.0000	0.0000	0.0000	0.0000	0.0000	0.0000	0.0000	0.0000		0.0000	0.0000	0.0000	0.0000	0.0000
Worker	0.0238	0.0153	0.2614	7.6000e-004	0.0894	4.8000e-004	0.0899	0.0237	4.4000e-004	0.0242		76.8531	76.8531	1.7400e-003	1.6800e-003	77.3982
<b>Total</b>	<b>0.1151</b>	<b>5.1736</b>	<b>1.7291</b>	<b>0.0248</b>	<b>0.8350</b>	<b>0.0394</b>	<b>0.8744</b>	<b>0.2281</b>	<b>0.0377</b>	<b>0.2658</b>		<b>2,718.630 9</b>	<b>2,718.630 9</b>	<b>0.1513</b>	<b>0.4215</b>	<b>2,848.022 8</b>

## 413-417 Irving Glendale Apartments - South Coast AQMD Air District, Summer

**EMFAC Off-Model Adjustment Factors for Gasoline Light Duty Vehicle to Account for the SAFE Vehicle Rule Not Applied****3.5 Building Construction - 2024****Unmitigated Construction On-Site**

	ROG	NOx	CO	SO2	Fugitive PM10	Exhaust PM10	PM10 Total	Fugitive PM2.5	Exhaust PM2.5	PM2.5 Total	Bio- CO2	NBio- CO2	Total CO2	CH4	N2O	CO2e
Category	lb/day										lb/day					
Off-Road	0.5950	5.9739	7.0675	0.0114		0.2824	0.2824		0.2598	0.2598		1,104.9834	1,104.9834	0.3574		1,113.9177
<b>Total</b>	<b>0.5950</b>	<b>5.9739</b>	<b>7.0675</b>	<b>0.0114</b>		<b>0.2824</b>	<b>0.2824</b>		<b>0.2598</b>	<b>0.2598</b>		<b>1,104.9834</b>	<b>1,104.9834</b>	<b>0.3574</b>		<b>1,113.9177</b>

**Unmitigated Construction Off-Site**

	ROG	NOx	CO	SO2	Fugitive PM10	Exhaust PM10	PM10 Total	Fugitive PM2.5	Exhaust PM2.5	PM2.5 Total	Bio- CO2	NBio- CO2	Total CO2	CH4	N2O	CO2e
Category	lb/day										lb/day					
Hauling	0.0000	0.0000	0.0000	0.0000	0.0000	0.0000	0.0000	0.0000	0.0000	0.0000		0.0000	0.0000	0.0000	0.0000	0.0000
Vendor	8.6400e-003	0.2917	0.1125	1.4300e-003	0.0512	1.7000e-003	0.0529	0.0148	1.6200e-003	0.0164		154.5687	154.5687	5.2700e-003	0.0224	161.3786
Worker	0.1013	0.0651	1.1107	3.2300e-003	0.3800	2.0400e-003	0.3821	0.1008	1.8800e-003	0.1027		326.6255	326.6255	7.3900e-003	7.1500e-003	328.9423
<b>Total</b>	<b>0.1100</b>	<b>0.3568</b>	<b>1.2232</b>	<b>4.6600e-003</b>	<b>0.4313</b>	<b>3.7400e-003</b>	<b>0.4350</b>	<b>0.1155</b>	<b>3.5000e-003</b>	<b>0.1190</b>		<b>481.1942</b>	<b>481.1942</b>	<b>0.0127</b>	<b>0.0296</b>	<b>490.3208</b>



## 413-417 Irving Glendale Apartments - South Coast AQMD Air District, Summer

**EMFAC Off-Model Adjustment Factors for Gasoline Light Duty Vehicle to Account for the SAFE Vehicle Rule Not Applied****3.5 Building Construction - 2024****Mitigated Construction On-Site**

	ROG	NOx	CO	SO2	Fugitive PM10	Exhaust PM10	PM10 Total	Fugitive PM2.5	Exhaust PM2.5	PM2.5 Total	Bio- CO2	NBio- CO2	Total CO2	CH4	N2O	CO2e
Category	lb/day										lb/day					
Off-Road	0.5950	5.9739	7.0675	0.0114		0.2824	0.2824		0.2598	0.2598	0.0000	1,104.983 4	1,104.983 4	0.3574		1,113.917 7
<b>Total</b>	<b>0.5950</b>	<b>5.9739</b>	<b>7.0675</b>	<b>0.0114</b>		<b>0.2824</b>	<b>0.2824</b>		<b>0.2598</b>	<b>0.2598</b>	<b>0.0000</b>	<b>1,104.983 4</b>	<b>1,104.983 4</b>	<b>0.3574</b>		<b>1,113.917 7</b>

**Mitigated Construction Off-Site**

	ROG	NOx	CO	SO2	Fugitive PM10	Exhaust PM10	PM10 Total	Fugitive PM2.5	Exhaust PM2.5	PM2.5 Total	Bio- CO2	NBio- CO2	Total CO2	CH4	N2O	CO2e
Category	lb/day										lb/day					
Hauling	0.0000	0.0000	0.0000	0.0000	0.0000	0.0000	0.0000	0.0000	0.0000	0.0000		0.0000	0.0000	0.0000	0.0000	0.0000
Vendor	8.6400e-003	0.2917	0.1125	1.4300e-003	0.0512	1.7000e-003	0.0529	0.0148	1.6200e-003	0.0164		154.5687	154.5687	5.2700e-003	0.0224	161.3786
Worker	0.1013	0.0651	1.1107	3.2300e-003	0.3800	2.0400e-003	0.3821	0.1008	1.8800e-003	0.1027		326.6255	326.6255	7.3900e-003	7.1500e-003	328.9423
<b>Total</b>	<b>0.1100</b>	<b>0.3568</b>	<b>1.2232</b>	<b>4.6600e-003</b>	<b>0.4313</b>	<b>3.7400e-003</b>	<b>0.4350</b>	<b>0.1155</b>	<b>3.5000e-003</b>	<b>0.1190</b>		<b>481.1942</b>	<b>481.1942</b>	<b>0.0127</b>	<b>0.0296</b>	<b>490.3208</b>

## 413-417 Irving Glendale Apartments - South Coast AQMD Air District, Summer

**EMFAC Off-Model Adjustment Factors for Gasoline Light Duty Vehicle to Account for the SAFE Vehicle Rule Not Applied****3.5 Building Construction - 2025****Unmitigated Construction On-Site**

	ROG	NOx	CO	SO2	Fugitive PM10	Exhaust PM10	PM10 Total	Fugitive PM2.5	Exhaust PM2.5	PM2.5 Total	Bio- CO2	NBio- CO2	Total CO2	CH4	N2O	CO2e
Category	lb/day										lb/day					
Off-Road	0.5510	5.4820	7.0282	0.0114		0.2413	0.2413		0.2220	0.2220		1,105.571 1	1,105.571 1	0.3576		1,114.510 2
<b>Total</b>	<b>0.5510</b>	<b>5.4820</b>	<b>7.0282</b>	<b>0.0114</b>		<b>0.2413</b>	<b>0.2413</b>		<b>0.2220</b>	<b>0.2220</b>		<b>1,105.571 1</b>	<b>1,105.571 1</b>	<b>0.3576</b>		<b>1,114.510 2</b>

**Unmitigated Construction Off-Site**

	ROG	NOx	CO	SO2	Fugitive PM10	Exhaust PM10	PM10 Total	Fugitive PM2.5	Exhaust PM2.5	PM2.5 Total	Bio- CO2	NBio- CO2	Total CO2	CH4	N2O	CO2e
Category	lb/day										lb/day					
Hauling	0.0000	0.0000	0.0000	0.0000	0.0000	0.0000	0.0000	0.0000	0.0000	0.0000		0.0000	0.0000	0.0000	0.0000	0.0000
Vendor	8.4500e-003	0.2903	0.1108	1.4100e-003	0.0512	1.7000e-003	0.0529	0.0148	1.6300e-003	0.0164		151.7514	151.7514	5.2900e-003	0.0220	158.4475
Worker	0.0949	0.0585	1.0347	3.1200e-003	0.3800	1.9400e-003	0.3820	0.1008	1.7900e-003	0.1026		315.4931	315.4931	6.6700e-003	6.6900e-003	317.6535
<b>Total</b>	<b>0.1033</b>	<b>0.3488</b>	<b>1.1455</b>	<b>4.5300e-003</b>	<b>0.4313</b>	<b>3.6400e-003</b>	<b>0.4349</b>	<b>0.1155</b>	<b>3.4200e-003</b>	<b>0.1190</b>		<b>467.2445</b>	<b>467.2445</b>	<b>0.0120</b>	<b>0.0287</b>	<b>476.1010</b>

## 413-417 Irving Glendale Apartments - South Coast AQMD Air District, Summer

**EMFAC Off-Model Adjustment Factors for Gasoline Light Duty Vehicle to Account for the SAFE Vehicle Rule Not Applied****3.5 Building Construction - 2025****Mitigated Construction On-Site**

	ROG	NOx	CO	SO2	Fugitive PM10	Exhaust PM10	PM10 Total	Fugitive PM2.5	Exhaust PM2.5	PM2.5 Total	Bio- CO2	NBio- CO2	Total CO2	CH4	N2O	CO2e
Category	lb/day										lb/day					
Off-Road	0.5510	5.4820	7.0282	0.0114		0.2413	0.2413		0.2220	0.2220	0.0000	1,105.571 1	1,105.571 1	0.3576		1,114.510 2
<b>Total</b>	<b>0.5510</b>	<b>5.4820</b>	<b>7.0282</b>	<b>0.0114</b>		<b>0.2413</b>	<b>0.2413</b>		<b>0.2220</b>	<b>0.2220</b>	<b>0.0000</b>	<b>1,105.571 1</b>	<b>1,105.571 1</b>	<b>0.3576</b>		<b>1,114.510 2</b>

**Mitigated Construction Off-Site**

	ROG	NOx	CO	SO2	Fugitive PM10	Exhaust PM10	PM10 Total	Fugitive PM2.5	Exhaust PM2.5	PM2.5 Total	Bio- CO2	NBio- CO2	Total CO2	CH4	N2O	CO2e
Category	lb/day										lb/day					
Hauling	0.0000	0.0000	0.0000	0.0000	0.0000	0.0000	0.0000	0.0000	0.0000	0.0000		0.0000	0.0000	0.0000	0.0000	0.0000
Vendor	8.4500e-003	0.2903	0.1108	1.4100e-003	0.0512	1.7000e-003	0.0529	0.0148	1.6300e-003	0.0164		151.7514	151.7514	5.2900e-003	0.0220	158.4475
Worker	0.0949	0.0585	1.0347	3.1200e-003	0.3800	1.9400e-003	0.3820	0.1008	1.7900e-003	0.1026		315.4931	315.4931	6.6700e-003	6.6900e-003	317.6535
<b>Total</b>	<b>0.1033</b>	<b>0.3488</b>	<b>1.1455</b>	<b>4.5300e-003</b>	<b>0.4313</b>	<b>3.6400e-003</b>	<b>0.4349</b>	<b>0.1155</b>	<b>3.4200e-003</b>	<b>0.1190</b>		<b>467.2445</b>	<b>467.2445</b>	<b>0.0120</b>	<b>0.0287</b>	<b>476.1010</b>

## 413-417 Irving Glendale Apartments - South Coast AQMD Air District, Summer

**EMFAC Off-Model Adjustment Factors for Gasoline Light Duty Vehicle to Account for the SAFE Vehicle Rule Not Applied****3.5 Building Construction - 2026****Unmitigated Construction On-Site**

	ROG	NOx	CO	SO2	Fugitive PM10	Exhaust PM10	PM10 Total	Fugitive PM2.5	Exhaust PM2.5	PM2.5 Total	Bio- CO2	NBio- CO2	Total CO2	CH4	N2O	CO2e
Category	lb/day										lb/day					
Off-Road	0.5510	5.4820	7.0282	0.0114		0.2413	0.2413		0.2220	0.2220		1,105.571 1	1,105.571 1	0.3576		1,114.510 2
<b>Total</b>	<b>0.5510</b>	<b>5.4820</b>	<b>7.0282</b>	<b>0.0114</b>		<b>0.2413</b>	<b>0.2413</b>		<b>0.2220</b>	<b>0.2220</b>		<b>1,105.571 1</b>	<b>1,105.571 1</b>	<b>0.3576</b>		<b>1,114.510 2</b>

**Unmitigated Construction Off-Site**

	ROG	NOx	CO	SO2	Fugitive PM10	Exhaust PM10	PM10 Total	Fugitive PM2.5	Exhaust PM2.5	PM2.5 Total	Bio- CO2	NBio- CO2	Total CO2	CH4	N2O	CO2e
Category	lb/day										lb/day					
Hauling	0.0000	0.0000	0.0000	0.0000	0.0000	0.0000	0.0000	0.0000	0.0000	0.0000		0.0000	0.0000	0.0000	0.0000	0.0000
Vendor	8.2800e-003	0.2883	0.1094	1.3800e-003	0.0512	1.7000e-003	0.0529	0.0148	1.6200e-003	0.0164		148.9054	148.9054	5.3000e-003	0.0216	155.4850
Worker	0.0893	0.0531	0.9716	3.0300e-003	0.3800	1.8400e-003	0.3819	0.1008	1.7000e-003	0.1025		305.8057	305.8057	6.0600e-003	6.3100e-003	307.8378
<b>Total</b>	<b>0.0976</b>	<b>0.3414</b>	<b>1.0810</b>	<b>4.4100e-003</b>	<b>0.4313</b>	<b>3.5400e-003</b>	<b>0.4348</b>	<b>0.1155</b>	<b>3.3200e-003</b>	<b>0.1189</b>		<b>454.7111</b>	<b>454.7111</b>	<b>0.0114</b>	<b>0.0279</b>	<b>463.3228</b>

## 413-417 Irving Glendale Apartments - South Coast AQMD Air District, Summer

**EMFAC Off-Model Adjustment Factors for Gasoline Light Duty Vehicle to Account for the SAFE Vehicle Rule Not Applied****3.5 Building Construction - 2026****Mitigated Construction On-Site**

	ROG	NOx	CO	SO2	Fugitive PM10	Exhaust PM10	PM10 Total	Fugitive PM2.5	Exhaust PM2.5	PM2.5 Total	Bio- CO2	NBio- CO2	Total CO2	CH4	N2O	CO2e
Category	lb/day										lb/day					
Off-Road	0.5510	5.4820	7.0282	0.0114		0.2413	0.2413		0.2220	0.2220	0.0000	1,105.571 1	1,105.571 1	0.3576		1,114.510 2
<b>Total</b>	<b>0.5510</b>	<b>5.4820</b>	<b>7.0282</b>	<b>0.0114</b>		<b>0.2413</b>	<b>0.2413</b>		<b>0.2220</b>	<b>0.2220</b>	<b>0.0000</b>	<b>1,105.571 1</b>	<b>1,105.571 1</b>	<b>0.3576</b>		<b>1,114.510 2</b>

**Mitigated Construction Off-Site**

	ROG	NOx	CO	SO2	Fugitive PM10	Exhaust PM10	PM10 Total	Fugitive PM2.5	Exhaust PM2.5	PM2.5 Total	Bio- CO2	NBio- CO2	Total CO2	CH4	N2O	CO2e
Category	lb/day										lb/day					
Hauling	0.0000	0.0000	0.0000	0.0000	0.0000	0.0000	0.0000	0.0000	0.0000	0.0000		0.0000	0.0000	0.0000	0.0000	0.0000
Vendor	8.2800e-003	0.2883	0.1094	1.3800e-003	0.0512	1.7000e-003	0.0529	0.0148	1.6200e-003	0.0164		148.9054	148.9054	5.3000e-003	0.0216	155.4850
Worker	0.0893	0.0531	0.9716	3.0300e-003	0.3800	1.8400e-003	0.3819	0.1008	1.7000e-003	0.1025		305.8057	305.8057	6.0600e-003	6.3100e-003	307.8378
<b>Total</b>	<b>0.0976</b>	<b>0.3414</b>	<b>1.0810</b>	<b>4.4100e-003</b>	<b>0.4313</b>	<b>3.5400e-003</b>	<b>0.4348</b>	<b>0.1155</b>	<b>3.3200e-003</b>	<b>0.1189</b>		<b>454.7111</b>	<b>454.7111</b>	<b>0.0114</b>	<b>0.0279</b>	<b>463.3228</b>

## 413-417 Irving Glendale Apartments - South Coast AQMD Air District, Summer

**EMFAC Off-Model Adjustment Factors for Gasoline Light Duty Vehicle to Account for the SAFE Vehicle Rule Not Applied****3.6 Paving - 2026****Unmitigated Construction On-Site**

	ROG	NOx	CO	SO2	Fugitive PM10	Exhaust PM10	PM10 Total	Fugitive PM2.5	Exhaust PM2.5	PM2.5 Total	Bio- CO2	NBio- CO2	Total CO2	CH4	N2O	CO2e
Category	lb/day										lb/day					
Off-Road	0.5638	4.9206	7.0257	0.0113		0.2186	0.2186		0.2046	0.2046		1,036.271 1	1,036.271 1	0.3019		1,043.817 9
Paving	0.0000					0.0000	0.0000		0.0000	0.0000			0.0000			0.0000
<b>Total</b>	<b>0.5638</b>	<b>4.9206</b>	<b>7.0257</b>	<b>0.0113</b>		<b>0.2186</b>	<b>0.2186</b>		<b>0.2046</b>	<b>0.2046</b>		<b>1,036.271 1</b>	<b>1,036.271 1</b>	<b>0.3019</b>		<b>1,043.817 9</b>

**Unmitigated Construction Off-Site**

	ROG	NOx	CO	SO2	Fugitive PM10	Exhaust PM10	PM10 Total	Fugitive PM2.5	Exhaust PM2.5	PM2.5 Total	Bio- CO2	NBio- CO2	Total CO2	CH4	N2O	CO2e
Category	lb/day										lb/day					
Hauling	0.0000	0.0000	0.0000	0.0000	0.0000	0.0000	0.0000	0.0000	0.0000	0.0000		0.0000	0.0000	0.0000	0.0000	0.0000
Vendor	0.0000	0.0000	0.0000	0.0000	0.0000	0.0000	0.0000	0.0000	0.0000	0.0000		0.0000	0.0000	0.0000	0.0000	0.0000
Worker	0.0473	0.0281	0.5144	1.6000e-003	0.2012	9.8000e-004	0.2022	0.0534	9.0000e-004	0.0543		161.8971	161.8971	3.2100e-003	3.3400e-003	162.9729
<b>Total</b>	<b>0.0473</b>	<b>0.0281</b>	<b>0.5144</b>	<b>1.6000e-003</b>	<b>0.2012</b>	<b>9.8000e-004</b>	<b>0.2022</b>	<b>0.0534</b>	<b>9.0000e-004</b>	<b>0.0543</b>		<b>161.8971</b>	<b>161.8971</b>	<b>3.2100e-003</b>	<b>3.3400e-003</b>	<b>162.9729</b>

## 413-417 Irving Glendale Apartments - South Coast AQMD Air District, Summer

**EMFAC Off-Model Adjustment Factors for Gasoline Light Duty Vehicle to Account for the SAFE Vehicle Rule Not Applied****3.6 Paving - 2026****Mitigated Construction On-Site**

	ROG	NOx	CO	SO2	Fugitive PM10	Exhaust PM10	PM10 Total	Fugitive PM2.5	Exhaust PM2.5	PM2.5 Total	Bio- CO2	NBio- CO2	Total CO2	CH4	N2O	CO2e
Category	lb/day										lb/day					
Off-Road	0.5638	4.9206	7.0257	0.0113		0.2186	0.2186		0.2046	0.2046	0.0000	1,036.271 1	1,036.271 1	0.3019		1,043.817 9
Paving	0.0000					0.0000	0.0000		0.0000	0.0000			0.0000			0.0000
<b>Total</b>	<b>0.5638</b>	<b>4.9206</b>	<b>7.0257</b>	<b>0.0113</b>		<b>0.2186</b>	<b>0.2186</b>		<b>0.2046</b>	<b>0.2046</b>	<b>0.0000</b>	<b>1,036.271 1</b>	<b>1,036.271 1</b>	<b>0.3019</b>		<b>1,043.817 9</b>

**Mitigated Construction Off-Site**

	ROG	NOx	CO	SO2	Fugitive PM10	Exhaust PM10	PM10 Total	Fugitive PM2.5	Exhaust PM2.5	PM2.5 Total	Bio- CO2	NBio- CO2	Total CO2	CH4	N2O	CO2e
Category	lb/day										lb/day					
Hauling	0.0000	0.0000	0.0000	0.0000	0.0000	0.0000	0.0000	0.0000	0.0000	0.0000		0.0000	0.0000	0.0000	0.0000	0.0000
Vendor	0.0000	0.0000	0.0000	0.0000	0.0000	0.0000	0.0000	0.0000	0.0000	0.0000		0.0000	0.0000	0.0000	0.0000	0.0000
Worker	0.0473	0.0281	0.5144	1.6000e-003	0.2012	9.8000e-004	0.2022	0.0534	9.0000e-004	0.0543		161.8971	161.8971	3.2100e-003	3.3400e-003	162.9729
<b>Total</b>	<b>0.0473</b>	<b>0.0281</b>	<b>0.5144</b>	<b>1.6000e-003</b>	<b>0.2012</b>	<b>9.8000e-004</b>	<b>0.2022</b>	<b>0.0534</b>	<b>9.0000e-004</b>	<b>0.0543</b>		<b>161.8971</b>	<b>161.8971</b>	<b>3.2100e-003</b>	<b>3.3400e-003</b>	<b>162.9729</b>

## 413-417 Irving Glendale Apartments - South Coast AQMD Air District, Summer

**EMFAC Off-Model Adjustment Factors for Gasoline Light Duty Vehicle to Account for the SAFE Vehicle Rule Not Applied****3.7 Architectural Coating - 2026****Unmitigated Construction On-Site**

	ROG	NOx	CO	SO2	Fugitive PM10	Exhaust PM10	PM10 Total	Fugitive PM2.5	Exhaust PM2.5	PM2.5 Total	Bio- CO2	NBio- CO2	Total CO2	CH4	N2O	CO2e
Category	lb/day										lb/day					
Archit. Coating	10.6668					0.0000	0.0000		0.0000	0.0000			0.0000			0.0000
Off-Road	0.1709	1.1455	1.8091	2.9700e-003		0.0515	0.0515		0.0515	0.0515		281.4481	281.4481	0.0154		281.8319
<b>Total</b>	<b>10.8376</b>	<b>1.1455</b>	<b>1.8091</b>	<b>2.9700e-003</b>		<b>0.0515</b>	<b>0.0515</b>		<b>0.0515</b>	<b>0.0515</b>		<b>281.4481</b>	<b>281.4481</b>	<b>0.0154</b>		<b>281.8319</b>

**Unmitigated Construction Off-Site**

	ROG	NOx	CO	SO2	Fugitive PM10	Exhaust PM10	PM10 Total	Fugitive PM2.5	Exhaust PM2.5	PM2.5 Total	Bio- CO2	NBio- CO2	Total CO2	CH4	N2O	CO2e
Category	lb/day										lb/day					
Hauling	0.0000	0.0000	0.0000	0.0000	0.0000	0.0000	0.0000	0.0000	0.0000	0.0000		0.0000	0.0000	0.0000	0.0000	0.0000
Vendor	0.0000	0.0000	0.0000	0.0000	0.0000	0.0000	0.0000	0.0000	0.0000	0.0000		0.0000	0.0000	0.0000	0.0000	0.0000
Worker	0.0184	0.0109	0.2000	6.2000e-004	0.0782	3.8000e-004	0.0786	0.0208	3.5000e-004	0.0211		62.9600	62.9600	1.2500e-003	1.3000e-003	63.3784
<b>Total</b>	<b>0.0184</b>	<b>0.0109</b>	<b>0.2000</b>	<b>6.2000e-004</b>	<b>0.0782</b>	<b>3.8000e-004</b>	<b>0.0786</b>	<b>0.0208</b>	<b>3.5000e-004</b>	<b>0.0211</b>		<b>62.9600</b>	<b>62.9600</b>	<b>1.2500e-003</b>	<b>1.3000e-003</b>	<b>63.3784</b>



## 413-417 Irving Glendale Apartments - South Coast AQMD Air District, Summer

**EMFAC Off-Model Adjustment Factors for Gasoline Light Duty Vehicle to Account for the SAFE Vehicle Rule Not Applied****3.7 Architectural Coating - 2026****Mitigated Construction On-Site**

	ROG	NOx	CO	SO2	Fugitive PM10	Exhaust PM10	PM10 Total	Fugitive PM2.5	Exhaust PM2.5	PM2.5 Total	Bio- CO2	NBio- CO2	Total CO2	CH4	N2O	CO2e
Category	lb/day										lb/day					
Archit. Coating	10.6668					0.0000	0.0000		0.0000	0.0000			0.0000			0.0000
Off-Road	0.1709	1.1455	1.8091	2.9700e-003		0.0515	0.0515		0.0515	0.0515	0.0000	281.4481	281.4481	0.0154		281.8319
<b>Total</b>	<b>10.8376</b>	<b>1.1455</b>	<b>1.8091</b>	<b>2.9700e-003</b>		<b>0.0515</b>	<b>0.0515</b>		<b>0.0515</b>	<b>0.0515</b>	<b>0.0000</b>	<b>281.4481</b>	<b>281.4481</b>	<b>0.0154</b>		<b>281.8319</b>

**Mitigated Construction Off-Site**

	ROG	NOx	CO	SO2	Fugitive PM10	Exhaust PM10	PM10 Total	Fugitive PM2.5	Exhaust PM2.5	PM2.5 Total	Bio- CO2	NBio- CO2	Total CO2	CH4	N2O	CO2e
Category	lb/day										lb/day					
Hauling	0.0000	0.0000	0.0000	0.0000	0.0000	0.0000	0.0000	0.0000	0.0000	0.0000		0.0000	0.0000	0.0000	0.0000	0.0000
Vendor	0.0000	0.0000	0.0000	0.0000	0.0000	0.0000	0.0000	0.0000	0.0000	0.0000		0.0000	0.0000	0.0000	0.0000	0.0000
Worker	0.0184	0.0109	0.2000	6.2000e-004	0.0782	3.8000e-004	0.0786	0.0208	3.5000e-004	0.0211		62.9600	62.9600	1.2500e-003	1.3000e-003	63.3784
<b>Total</b>	<b>0.0184</b>	<b>0.0109</b>	<b>0.2000</b>	<b>6.2000e-004</b>	<b>0.0782</b>	<b>3.8000e-004</b>	<b>0.0786</b>	<b>0.0208</b>	<b>3.5000e-004</b>	<b>0.0211</b>		<b>62.9600</b>	<b>62.9600</b>	<b>1.2500e-003</b>	<b>1.3000e-003</b>	<b>63.3784</b>

## 413-417 Irving Glendale Apartments - South Coast AQMD Air District, Summer

**EMFAC Off-Model Adjustment Factors for Gasoline Light Duty Vehicle to Account for the SAFE Vehicle Rule Not Applied****4.0 Operational Detail - Mobile****4.1 Mitigation Measures Mobile**

	ROG	NOx	CO	SO2	Fugitive PM10	Exhaust PM10	PM10 Total	Fugitive PM2.5	Exhaust PM2.5	PM2.5 Total	Bio- CO2	NBio- CO2	Total CO2	CH4	N2O	CO2e
Category	lb/day										lb/day					
Mitigated	0.4421	0.4726	4.4874	0.0103	1.0763	7.2200e-003	1.0836	0.2868	6.7100e-003	0.2935		1,045.5839	1,045.5839	0.0632	0.0427	1,059.8719
Unmitigated	0.4421	0.4726	4.4874	0.0103	1.0763	7.2200e-003	1.0836	0.2868	6.7100e-003	0.2935		1,045.5839	1,045.5839	0.0632	0.0427	1,059.8719

**4.2 Trip Summary Information**

Land Use	Average Daily Trip Rate			Unmitigated	Mitigated
	Weekday	Saturday	Sunday	Annual VMT	Annual VMT
Apartments High Rise	146.85	149.49	118.47	489,243	489,243
Enclosed Parking with Elevator	0.00	0.00	0.00		
Enclosed Parking with Elevator	0.00	0.00	0.00		
Total	146.85	149.49	118.47	489,243	489,243

**4.3 Trip Type Information**

Land Use	Miles			Trip %			Trip Purpose %		
	H-W or C-W	H-S or C-C	H-O or C-NW	H-W or C-W	H-S or C-C	H-O or C-NW	Primary	Diverted	Pass-by
Apartments High Rise	14.70	5.90	8.70	40.20	19.20	40.60	86	11	3
Enclosed Parking with Elevator	16.60	8.40	6.90	0.00	0.00	0.00	0	0	0
Enclosed Parking with Elevator	16.60	8.40	6.90	0.00	0.00	0.00	0	0	0

## 413-417 Irving Glendale Apartments - South Coast AQMD Air District, Summer

**EMFAC Off-Model Adjustment Factors for Gasoline Light Duty Vehicle to Account for the SAFE Vehicle Rule Not Applied****4.4 Fleet Mix**

Land Use	LDA	LDT1	LDT2	MDV	LHD1	LHD2	MHD	HHD	OBUS	UBUS	MCY	SBUS	MH
Apartments High Rise	0.542450	0.061470	0.185138	0.129299	0.023799	0.006448	0.011958	0.009209	0.000810	0.000503	0.024446	0.000751	0.003721
Enclosed Parking with Elevator	0.542450	0.061470	0.185138	0.129299	0.023799	0.006448	0.011958	0.009209	0.000810	0.000503	0.024446	0.000751	0.003721

**5.0 Energy Detail**

Historical Energy Use: N

**5.1 Mitigation Measures Energy**

	ROG	NOx	CO	SO2	Fugitive PM10	Exhaust PM10	PM10 Total	Fugitive PM2.5	Exhaust PM2.5	PM2.5 Total	Bio- CO2	NBio- CO2	Total CO2	CH4	N2O	CO2e
Category	lb/day										lb/day					
NaturalGas Mitigated	0.0127	0.1089	0.0463	6.9000e-004		8.8000e-003	8.8000e-003		8.8000e-003	8.8000e-003		138.9839	138.9839	2.6600e-003	2.5500e-003	139.8098
NaturalGas Unmitigated	0.0127	0.1089	0.0463	6.9000e-004		8.8000e-003	8.8000e-003		8.8000e-003	8.8000e-003		138.9839	138.9839	2.6600e-003	2.5500e-003	139.8098

## 413-417 Irving Glendale Apartments - South Coast AQMD Air District, Summer

**EMFAC Off-Model Adjustment Factors for Gasoline Light Duty Vehicle to Account for the SAFE Vehicle Rule Not Applied****5.2 Energy by Land Use - NaturalGas****Unmitigated**

	NaturalGas Use	ROG	NOx	CO	SO2	Fugitive PM10	Exhaust PM10	PM10 Total	Fugitive PM2.5	Exhaust PM2.5	PM2.5 Total	Bio- CO2	NBio- CO2	Total CO2	CH4	N2O	CO2e
Land Use	kBTU/yr	lb/day										lb/day					
Apartments High Rise	1181.36	0.0127	0.1089	0.0463	6.9000e-004		8.8000e-003	8.8000e-003		8.8000e-003	8.8000e-003		138.9839	138.9839	2.6600e-003	2.5500e-003	139.8098
Enclosed Parking with Elevator	0	0.0000	0.0000	0.0000	0.0000		0.0000	0.0000		0.0000	0.0000		0.0000	0.0000	0.0000	0.0000	0.0000
<b>Total</b>		<b>0.0127</b>	<b>0.1089</b>	<b>0.0463</b>	<b>6.9000e-004</b>		<b>8.8000e-003</b>	<b>8.8000e-003</b>		<b>8.8000e-003</b>	<b>8.8000e-003</b>		<b>138.9839</b>	<b>138.9839</b>	<b>2.6600e-003</b>	<b>2.5500e-003</b>	<b>139.8098</b>

**Mitigated**

	NaturalGas Use	ROG	NOx	CO	SO2	Fugitive PM10	Exhaust PM10	PM10 Total	Fugitive PM2.5	Exhaust PM2.5	PM2.5 Total	Bio- CO2	NBio- CO2	Total CO2	CH4	N2O	CO2e
Land Use	kBTU/yr	lb/day										lb/day					
Apartments High Rise	1.18136	0.0127	0.1089	0.0463	6.9000e-004		8.8000e-003	8.8000e-003		8.8000e-003	8.8000e-003		138.9839	138.9839	2.6600e-003	2.5500e-003	139.8098
Enclosed Parking with Elevator	0	0.0000	0.0000	0.0000	0.0000		0.0000	0.0000		0.0000	0.0000		0.0000	0.0000	0.0000	0.0000	0.0000
<b>Total</b>		<b>0.0127</b>	<b>0.1089</b>	<b>0.0463</b>	<b>6.9000e-004</b>		<b>8.8000e-003</b>	<b>8.8000e-003</b>		<b>8.8000e-003</b>	<b>8.8000e-003</b>		<b>138.9839</b>	<b>138.9839</b>	<b>2.6600e-003</b>	<b>2.5500e-003</b>	<b>139.8098</b>

**6.0 Area Detail**

## 413-417 Irving Glendale Apartments - South Coast AQMD Air District, Summer

**EMFAC Off-Model Adjustment Factors for Gasoline Light Duty Vehicle to Account for the SAFE Vehicle Rule Not Applied****6.1 Mitigation Measures Area**

	ROG	NOx	CO	SO2	Fugitive PM10	Exhaust PM10	PM10 Total	Fugitive PM2.5	Exhaust PM2.5	PM2.5 Total	Bio- CO2	NBio- CO2	Total CO2	CH4	N2O	CO2e
Category	lb/day										lb/day					
Mitigated	9.4498	0.7161	19.5061	0.0430		2.5359	2.5359		2.5359	2.5359	309.1083	598.9076	908.0159	0.9265	0.0210	937.4314
Unmitigated	9.4498	0.7161	19.5061	0.0430		2.5359	2.5359		2.5359	2.5359	309.1083	598.9076	908.0159	0.9265	0.0210	937.4314

## 413-417 Irving Glendale Apartments - South Coast AQMD Air District, Summer

**EMFAC Off-Model Adjustment Factors for Gasoline Light Duty Vehicle to Account for the SAFE Vehicle Rule Not Applied****6.2 Area by SubCategory****Unmitigated**

	ROG	NOx	CO	SO2	Fugitive PM10	Exhaust PM10	PM10 Total	Fugitive PM2.5	Exhaust PM2.5	PM2.5 Total	Bio- CO2	NBio- CO2	Total CO2	CH4	N2O	CO2e
SubCategory	lb/day										lb/day					
Architectural Coating	0.0585					0.0000	0.0000		0.0000	0.0000			0.0000			0.0000
Consumer Products	0.6621					0.0000	0.0000		0.0000	0.0000			0.0000			0.0000
Hearth	8.6472	0.6847	16.7822	0.0428		2.5208	2.5208		2.5208	2.5208	309.1083	594.0000	903.1083	0.9218	0.0210	932.4059
Landscaping	0.0821	0.0314	2.7239	1.4000e-004		0.0151	0.0151		0.0151	0.0151		4.9076	4.9076	4.7200e-003		5.0256
<b>Total</b>	<b>9.4498</b>	<b>0.7161</b>	<b>19.5061</b>	<b>0.0430</b>		<b>2.5359</b>	<b>2.5359</b>		<b>2.5359</b>	<b>2.5359</b>	<b>309.1083</b>	<b>598.9076</b>	<b>908.0159</b>	<b>0.9265</b>	<b>0.0210</b>	<b>937.4315</b>

## 413-417 Irving Glendale Apartments - South Coast AQMD Air District, Summer

**EMFAC Off-Model Adjustment Factors for Gasoline Light Duty Vehicle to Account for the SAFE Vehicle Rule Not Applied****6.2 Area by SubCategory****Mitigated**

	ROG	NOx	CO	SO2	Fugitive PM10	Exhaust PM10	PM10 Total	Fugitive PM2.5	Exhaust PM2.5	PM2.5 Total	Bio- CO2	NBio- CO2	Total CO2	CH4	N2O	CO2e
SubCategory	lb/day										lb/day					
Architectural Coating	0.0585					0.0000	0.0000		0.0000	0.0000			0.0000			0.0000
Consumer Products	0.6621					0.0000	0.0000		0.0000	0.0000			0.0000			0.0000
Hearth	8.6472	0.6847	16.7822	0.0428		2.5208	2.5208		2.5208	2.5208	309.1083	594.0000	903.1083	0.9218	0.0210	932.4059
Landscaping	0.0821	0.0314	2.7239	1.4000e-004		0.0151	0.0151		0.0151	0.0151		4.9076	4.9076	4.7200e-003		5.0256
<b>Total</b>	<b>9.4498</b>	<b>0.7161</b>	<b>19.5061</b>	<b>0.0430</b>		<b>2.5359</b>	<b>2.5359</b>		<b>2.5359</b>	<b>2.5359</b>	<b>309.1083</b>	<b>598.9076</b>	<b>908.0159</b>	<b>0.9265</b>	<b>0.0210</b>	<b>937.4315</b>

**7.0 Water Detail****7.1 Mitigation Measures Water**

## 413-417 Irving Glendale Apartments - South Coast AQMD Air District, Summer

**EMFAC Off-Model Adjustment Factors for Gasoline Light Duty Vehicle to Account for the SAFE Vehicle Rule Not Applied****8.0 Waste Detail**

---

**8.1 Mitigation Measures Waste****9.0 Operational Offroad**

---

Equipment Type	Number	Hours/Day	Days/Year	Horse Power	Load Factor	Fuel Type
----------------	--------	-----------	-----------	-------------	-------------	-----------

**10.0 Stationary Equipment**

---

**Fire Pumps and Emergency Generators**

Equipment Type	Number	Hours/Day	Hours/Year	Horse Power	Load Factor	Fuel Type
----------------	--------	-----------	------------	-------------	-------------	-----------

**Boilers**

Equipment Type	Number	Heat Input/Day	Heat Input/Year	Boiler Rating	Fuel Type
----------------	--------	----------------	-----------------	---------------	-----------

**User Defined Equipment**

Equipment Type	Number
----------------	--------

**11.0 Vegetation**

---



## 413-417 Irving Glendale Apartments - South Coast AQMD Air District, Annual

**EMFAC Off-Model Adjustment Factors for Gasoline Light Duty Vehicle to Account for the SAFE Vehicle Rule Not Applied****413-417 Irving Glendale Apartments****South Coast AQMD Air District, Annual****1.0 Project Characteristics****1.1 Land Usage**

Land Uses	Size	Metric	Lot Acreage	Floor Surface Area	Population
Apartments High Rise	33.00	Dwelling Unit	0.42	33,000.00	94
Enclosed Parking with Elevator	14.95	1000sqft	0.01	14,950.00	0
Enclosed Parking with Elevator	9.67	1000sqft	0.01	9,670.00	0

**1.2 Other Project Characteristics**

<b>Urbanization</b>	Urban	<b>Wind Speed (m/s)</b>	2.2	<b>Precipitation Freq (Days)</b>	31
<b>Climate Zone</b>	9			<b>Operational Year</b>	2024
<b>Utility Company</b>	Glendale Water and Power				
<b>CO2 Intensity (lb/MWhr)</b>	948.98	<b>CH4 Intensity (lb/MWhr)</b>	0.033	<b>N2O Intensity (lb/MWhr)</b>	0.004

**1.3 User Entered Comments & Non-Default Data**

Project Characteristics - Demo 4,666 SF (417 Irving - 864 SF; 1,080 SF; and 887 SF; and 413 Irving - 1,157 SF; 515 SF; 163 SF), Const. 33-unit, 45,345 SF MFR dwelling w/ a 9,674 SF garage and a 14,950 SF sub. garage. Grading: Cut 5,495 CY Fill 35 CY (5,460 CY Total Export)

Land Use - 35,675 SF Residential Floor Area; 24,620 SF of parking on a 18,238 SF lot. 33 DUs on a .419 acre lot classified as Apartment High Rise by CalEEMod manual as this equates to 79 du's to an acre.

Construction Phase - Demo: 4 weeks, Site prep: 2 weeks, grading: 4 weeks, constructions 18 months, paving 3 weeks, arch finishes: 4 months

Grading - Cut 5,495 CY, Fill 35 CY, Export 5.460 CY

Demolition - Demo 4,666 SF (417 Irving - 864 SF; 1,080 SF; and 887 SF; and 413 Irving - 1,157 SF; 515 SF; 163 SF)

Table Name	Column Name	Default Value	New Value
tblConstructionPhase	NumDays	5.00	20.00
tblConstructionPhase	NumDays	100.00	391.00

## 413-417 Irving Glendale Apartments - South Coast AQMD Air District, Annual

**EMFAC Off-Model Adjustment Factors for Gasoline Light Duty Vehicle to Account for the SAFE Vehicle Rule Not Applied**

tblConstructionPhase	NumDays	10.00	30.00
tblConstructionPhase	NumDays	2.00	16.00
tblConstructionPhase	NumDays	5.00	20.00
tblConstructionPhase	NumDays	1.00	11.00
tblConstructionPhase	PhaseEndDate	12/18/2024	4/22/2026
tblConstructionPhase	PhaseEndDate	12/4/2024	3/18/2026
tblConstructionPhase	PhaseEndDate	7/12/2024	8/9/2024
tblConstructionPhase	PhaseEndDate	7/17/2024	9/17/2024
tblConstructionPhase	PhaseEndDate	12/11/2024	4/15/2026
tblConstructionPhase	PhaseEndDate	7/15/2024	8/26/2024
tblConstructionPhase	PhaseStartDate	12/12/2024	4/16/2026
tblConstructionPhase	PhaseStartDate	7/18/2024	9/18/2024
tblConstructionPhase	PhaseStartDate	7/16/2024	8/27/2024
tblConstructionPhase	PhaseStartDate	12/5/2024	3/19/2026
tblConstructionPhase	PhaseStartDate	7/13/2024	8/10/2024
tblGrading	AcresOfGrading	12.00	1.50
tblGrading	AcresOfGrading	5.50	0.50
tblGrading	MaterialExported	0.00	5,460.00
tblLandUse	LotAcreage	0.53	0.42
tblLandUse	LotAcreage	0.34	0.01
tblLandUse	LotAcreage	0.22	0.01
tblTripsAndVMT	HaulingTripNumber	683.00	682.00

**2.0 Emissions Summary**

## 413-417 Irving Glendale Apartments - South Coast AQMD Air District, Annual

**EMFAC Off-Model Adjustment Factors for Gasoline Light Duty Vehicle to Account for the SAFE Vehicle Rule Not Applied****2.1 Overall Construction****Unmitigated Construction**

	ROG	NOx	CO	SO2	Fugitive PM10	Exhaust PM10	PM10 Total	Fugitive PM2.5	Exhaust PM2.5	PM2.5 Total	Bio- CO2	NBio- CO2	Total CO2	CH4	N2O	CO2e
Year	tons/yr										MT/yr					
2024	0.0471	0.4744	0.5043	1.1600e-003	0.0644	0.0191	0.0835	0.0270	0.0177	0.0447	0.0000	105.5025	105.5025	0.0213	4.2200e-003	107.2921
2025	0.0851	0.7637	1.0576	2.0600e-003	0.0553	0.0320	0.0872	0.0148	0.0294	0.0442	0.0000	184.5897	184.5897	0.0438	3.4600e-003	186.7160
2026	0.0510	0.2131	0.3013	5.7000e-004	0.0138	9.0600e-003	0.0229	3.7000e-003	8.3800e-003	0.0121	0.0000	50.1769	50.1769	0.0120	7.5000e-004	50.6994
Maximum	0.0851	0.7637	1.0576	2.0600e-003	0.0644	0.0320	0.0872	0.0270	0.0294	0.0447	0.0000	184.5897	184.5897	0.0438	4.2200e-003	186.7160

**Mitigated Construction**

	ROG	NOx	CO	SO2	Fugitive PM10	Exhaust PM10	PM10 Total	Fugitive PM2.5	Exhaust PM2.5	PM2.5 Total	Bio- CO2	NBio- CO2	Total CO2	CH4	N2O	CO2e
Year	tons/yr										MT/yr					
2024	0.0471	0.4744	0.5043	1.1600e-003	0.0644	0.0191	0.0835	0.0270	0.0177	0.0447	0.0000	105.5024	105.5024	0.0213	4.2200e-003	107.2921
2025	0.0851	0.7637	1.0576	2.0600e-003	0.0553	0.0320	0.0872	0.0148	0.0294	0.0442	0.0000	184.5896	184.5896	0.0438	3.4600e-003	186.7158
2026	0.0510	0.2131	0.3013	5.7000e-004	0.0138	9.0600e-003	0.0229	3.7000e-003	8.3800e-003	0.0121	0.0000	50.1768	50.1768	0.0120	7.5000e-004	50.6993
Maximum	0.0851	0.7637	1.0576	2.0600e-003	0.0644	0.0320	0.0872	0.0270	0.0294	0.0447	0.0000	184.5896	184.5896	0.0438	4.2200e-003	186.7158

## 413-417 Irving Glendale Apartments - South Coast AQMD Air District, Annual

**EMFAC Off-Model Adjustment Factors for Gasoline Light Duty Vehicle to Account for the SAFE Vehicle Rule Not Applied**

	ROG	NOx	CO	SO2	Fugitive PM10	Exhaust PM10	PM10 Total	Fugitive PM2.5	Exhaust PM2.5	PM2.5 Total	Bio- CO2	NBio-CO2	Total CO2	CH4	N2O	CO2e
Percent Reduction	0.00	0.00	0.00	0.00	0.00	0.00	0.00	0.00	0.00	0.00	0.00	0.00	0.00	0.00	0.00	0.00

Quarter	Start Date	End Date	Maximum Unmitigated ROG + NOX (tons/quarter)	Maximum Mitigated ROG + NOX (tons/quarter)
1	7-1-2024	9-30-2024	0.2840	0.2840
2	10-1-2024	12-31-2024	0.2320	0.2320
3	1-1-2025	3-31-2025	0.2093	0.2093
4	4-1-2025	6-30-2025	0.2108	0.2108
5	7-1-2025	9-30-2025	0.2131	0.2131
6	10-1-2025	12-31-2025	0.2139	0.2139
7	1-1-2026	3-31-2026	0.2045	0.2045
8	4-1-2026	6-30-2026	0.0598	0.0598
		Highest	0.2840	0.2840

## 413-417 Irving Glendale Apartments - South Coast AQMD Air District, Annual

**EMFAC Off-Model Adjustment Factors for Gasoline Light Duty Vehicle to Account for the SAFE Vehicle Rule Not Applied****2.2 Overall Operational****Unmitigated Operational**

	ROG	NOx	CO	SO2	Fugitive PM10	Exhaust PM10	PM10 Total	Fugitive PM2.5	Exhaust PM2.5	PM2.5 Total	Bio- CO2	NBio- CO2	Total CO2	CH4	N2O	CO2e
Category	tons/yr										MT/yr					
Area	0.2499	0.0125	0.5503	5.5000e-004		0.0334	0.0334		0.0334	0.0334	3.5052	7.2924	10.7976	0.0110	2.4000e-004	11.1432
Energy	2.3300e-003	0.0199	8.4500e-003	1.3000e-004		1.6100e-003	1.6100e-003		1.6100e-003	1.6100e-003	0.0000	135.3412	135.3412	4.3500e-003	9.0000e-004	135.7167
Mobile	0.0733	0.0897	0.7632	1.7200e-003	0.1842	1.2600e-003	0.1854	0.0492	1.1700e-003	0.0503	0.0000	159.3857	159.3857	0.0102	7.0500e-003	161.7418
Waste						0.0000	0.0000		0.0000	0.0000	3.0814	0.0000	3.0814	0.1821	0.0000	7.6341
Water						0.0000	0.0000		0.0000	0.0000	0.6821	18.5333	19.2155	0.0707	1.7300e-003	21.4993
<b>Total</b>	<b>0.3255</b>	<b>0.1220</b>	<b>1.3219</b>	<b>2.4000e-003</b>	<b>0.1842</b>	<b>0.0363</b>	<b>0.2205</b>	<b>0.0492</b>	<b>0.0362</b>	<b>0.0853</b>	<b>7.2688</b>	<b>320.5525</b>	<b>327.8213</b>	<b>0.2784</b>	<b>9.9200e-003</b>	<b>337.7350</b>

## 413-417 Irving Glendale Apartments - South Coast AQMD Air District, Annual

**EMFAC Off-Model Adjustment Factors for Gasoline Light Duty Vehicle to Account for the SAFE Vehicle Rule Not Applied****2.2 Overall Operational****Mitigated Operational**

	ROG	NOx	CO	SO2	Fugitive PM10	Exhaust PM10	PM10 Total	Fugitive PM2.5	Exhaust PM2.5	PM2.5 Total	Bio- CO2	NBio- CO2	Total CO2	CH4	N2O	CO2e
Category	tons/yr										MT/yr					
Area	0.2499	0.0125	0.5503	5.5000e-004		0.0334	0.0334		0.0334	0.0334	3.5052	7.2924	10.7976	0.0110	2.4000e-004	11.1432
Energy	2.3300e-003	0.0199	8.4500e-003	1.3000e-004		1.6100e-003	1.6100e-003		1.6100e-003	1.6100e-003	0.0000	135.3412	135.3412	4.3500e-003	9.0000e-004	135.7167
Mobile	0.0733	0.0897	0.7632	1.7200e-003	0.1842	1.2600e-003	0.1854	0.0492	1.1700e-003	0.0503	0.0000	159.3857	159.3857	0.0102	7.0500e-003	161.7418
Waste						0.0000	0.0000		0.0000	0.0000	3.0814	0.0000	3.0814	0.1821	0.0000	7.6341
Water						0.0000	0.0000		0.0000	0.0000	0.6821	18.5333	19.2155	0.0707	1.7300e-003	21.4993
<b>Total</b>	<b>0.3255</b>	<b>0.1220</b>	<b>1.3219</b>	<b>2.4000e-003</b>	<b>0.1842</b>	<b>0.0363</b>	<b>0.2205</b>	<b>0.0492</b>	<b>0.0362</b>	<b>0.0853</b>	<b>7.2688</b>	<b>320.5525</b>	<b>327.8213</b>	<b>0.2784</b>	<b>9.9200e-003</b>	<b>337.7350</b>

	ROG	NOx	CO	SO2	Fugitive PM10	Exhaust PM10	PM10 Total	Fugitive PM2.5	Exhaust PM2.5	PM2.5 Total	Bio- CO2	NBio- CO2	Total CO2	CH4	N2O	CO2e
<b>Percent Reduction</b>	<b>0.00</b>	<b>0.00</b>	<b>0.00</b>	<b>0.00</b>	<b>0.00</b>	<b>0.00</b>	<b>0.00</b>	<b>0.00</b>	<b>0.00</b>	<b>0.00</b>	<b>0.00</b>	<b>0.00</b>	<b>0.00</b>	<b>0.00</b>	<b>0.00</b>	<b>0.00</b>

**3.0 Construction Detail****Construction Phase**

Phase Number	Phase Name	Phase Type	Start Date	End Date	Num Days Week	Num Days	Phase Description
1	Demolition	Demolition	7/1/2024	8/9/2024	5	30	
2	Site Preparation	Site Preparation	8/10/2024	8/26/2024	5	11	
3	Grading	Grading	8/27/2024	9/17/2024	5	16	

## 413-417 Irving Glendale Apartments - South Coast AQMD Air District, Annual

**EMFAC Off-Model Adjustment Factors for Gasoline Light Duty Vehicle to Account for the SAFE Vehicle Rule Not Applied**

4	Building Construction	Building Construction	9/18/2024	3/18/2026	5	391
5	Paving	Paving	3/19/2026	4/15/2026	5	20
6	Architectural Coating	Architectural Coating	4/16/2026	4/22/2026	5	20

**Acres of Grading (Site Preparation Phase): 0.5****Acres of Grading (Grading Phase): 1.5****Acres of Paving: 0.02****Residential Indoor: 66,825; Residential Outdoor: 22,275; Non-Residential Indoor: 0; Non-Residential Outdoor: 0; Striped Parking Area: 1,477 (Architectural Coating – sqft)****OffRoad Equipment**

Phase Name	Offroad Equipment Type	Amount	Usage Hours	Horse Power	Load Factor
Architectural Coating	Air Compressors	1	6.00	78	0.48
Paving	Cement and Mortar Mixers	4	6.00	9	0.56
Demolition	Concrete/Industrial Saws	1	8.00	81	0.73
Building Construction	Cranes	1	4.00	231	0.29
Building Construction	Forklifts	2	6.00	89	0.20
Grading	Graders	1	6.00	187	0.41
Site Preparation	Graders	1	8.00	187	0.41
Paving	Pavers	1	7.00	130	0.42
Paving	Rollers	1	7.00	80	0.38
Demolition	Rubber Tired Dozers	1	1.00	247	0.40
Grading	Rubber Tired Dozers	1	6.00	247	0.40
Building Construction	Tractors/Loaders/Backhoes	2	8.00	97	0.37
Demolition	Tractors/Loaders/Backhoes	2	6.00	97	0.37
Grading	Tractors/Loaders/Backhoes	1	7.00	97	0.37
Paving	Tractors/Loaders/Backhoes	1	7.00	97	0.37
Site Preparation	Tractors/Loaders/Backhoes	1	8.00	97	0.37

## 413-417 Irving Glendale Apartments - South Coast AQMD Air District, Annual

**EMFAC Off-Model Adjustment Factors for Gasoline Light Duty Vehicle to Account for the SAFE Vehicle Rule Not Applied****Trips and VMT**

Phase Name	Offroad Equipment Count	Worker Trip Number	Vendor Trip Number	Hauling Trip Number	Worker Trip Length	Vendor Trip Length	Hauling Trip Length	Worker Vehicle Class	Vendor Vehicle Class	Hauling Vehicle Class
Demolition	4	10.00	0.00	21.00	14.70	6.90	20.00	LD_Mix	HDT_Mix	HHDT
Site Preparation	2	5.00	0.00	0.00	14.70	6.90	20.00	LD_Mix	HDT_Mix	HHDT
Grading	3	8.00	0.00	682.00	14.70	6.90	20.00	LD_Mix	HDT_Mix	HHDT
Building Construction	5	34.00	8.00	0.00	14.70	6.90	20.00	LD_Mix	HDT_Mix	HHDT
Paving	7	18.00	0.00	0.00	14.70	6.90	20.00	LD_Mix	HDT_Mix	HHDT
Architectural Coating	1	7.00	0.00	0.00	14.70	6.90	20.00	LD_Mix	HDT_Mix	HHDT

**3.1 Mitigation Measures Construction****3.2 Demolition - 2024****Unmitigated Construction On-Site**

	ROG	NOx	CO	SO2	Fugitive PM10	Exhaust PM10	PM10 Total	Fugitive PM2.5	Exhaust PM2.5	PM2.5 Total	Bio- CO2	NBio- CO2	Total CO2	CH4	N2O	CO2e
Category	tons/yr										MT/yr					
Fugitive Dust					2.3000e-003	0.0000	2.3000e-003	3.5000e-004	0.0000	3.5000e-004	0.0000	0.0000	0.0000	0.0000	0.0000	0.0000
Off-Road	9.2300e-003	0.0822	0.1109	1.8000e-004		3.7600e-003	3.7600e-003		3.5900e-003	3.5900e-003	0.0000	15.6311	15.6311	2.8300e-003	0.0000	15.7018
<b>Total</b>	<b>9.2300e-003</b>	<b>0.0822</b>	<b>0.1109</b>	<b>1.8000e-004</b>	<b>2.3000e-003</b>	<b>3.7600e-003</b>	<b>6.0600e-003</b>	<b>3.5000e-004</b>	<b>3.5900e-003</b>	<b>3.9400e-003</b>	<b>0.0000</b>	<b>15.6311</b>	<b>15.6311</b>	<b>2.8300e-003</b>	<b>0.0000</b>	<b>15.7018</b>



## 413-417 Irving Glendale Apartments - South Coast AQMD Air District, Annual

**EMFAC Off-Model Adjustment Factors for Gasoline Light Duty Vehicle to Account for the SAFE Vehicle Rule Not Applied****3.2 Demolition - 2024****Unmitigated Construction Off-Site**

	ROG	NOx	CO	SO2	Fugitive PM10	Exhaust PM10	PM10 Total	Fugitive PM2.5	Exhaust PM2.5	PM2.5 Total	Bio- CO2	NBio- CO2	Total CO2	CH4	N2O	CO2e
Category	tons/yr										MT/yr					
Hauling	2.0000e-005	1.3400e-003	3.6000e-004	1.0000e-005	1.8000e-004	1.0000e-005	1.9000e-004	5.0000e-005	1.0000e-005	6.0000e-005	0.0000	0.5906	0.5906	3.0000e-005	9.0000e-005	0.6195
Vendor	0.0000	0.0000	0.0000	0.0000	0.0000	0.0000	0.0000	0.0000	0.0000	0.0000	0.0000	0.0000	0.0000	0.0000	0.0000	0.0000
Worker	4.4000e-004	3.2000e-004	4.5600e-003	1.0000e-005	1.6500e-003	1.0000e-005	1.6500e-003	4.4000e-004	1.0000e-005	4.5000e-004	0.0000	1.2503	1.2503	3.0000e-005	3.0000e-005	1.2602
<b>Total</b>	<b>4.6000e-004</b>	<b>1.6600e-003</b>	<b>4.9200e-003</b>	<b>2.0000e-005</b>	<b>1.8300e-003</b>	<b>2.0000e-005</b>	<b>1.8400e-003</b>	<b>4.9000e-004</b>	<b>2.0000e-005</b>	<b>5.1000e-004</b>	<b>0.0000</b>	<b>1.8409</b>	<b>1.8409</b>	<b>6.0000e-005</b>	<b>1.2000e-004</b>	<b>1.8797</b>

**Mitigated Construction On-Site**

	ROG	NOx	CO	SO2	Fugitive PM10	Exhaust PM10	PM10 Total	Fugitive PM2.5	Exhaust PM2.5	PM2.5 Total	Bio- CO2	NBio- CO2	Total CO2	CH4	N2O	CO2e
Category	tons/yr										MT/yr					
Fugitive Dust					2.3000e-003	0.0000	2.3000e-003	3.5000e-004	0.0000	3.5000e-004	0.0000	0.0000	0.0000	0.0000	0.0000	0.0000
Off-Road	9.2300e-003	0.0822	0.1109	1.8000e-004		3.7600e-003	3.7600e-003		3.5900e-003	3.5900e-003	0.0000	15.6311	15.6311	2.8300e-003	0.0000	15.7018
<b>Total</b>	<b>9.2300e-003</b>	<b>0.0822</b>	<b>0.1109</b>	<b>1.8000e-004</b>	<b>2.3000e-003</b>	<b>3.7600e-003</b>	<b>6.0600e-003</b>	<b>3.5000e-004</b>	<b>3.5900e-003</b>	<b>3.9400e-003</b>	<b>0.0000</b>	<b>15.6311</b>	<b>15.6311</b>	<b>2.8300e-003</b>	<b>0.0000</b>	<b>15.7018</b>

## 413-417 Irving Glendale Apartments - South Coast AQMD Air District, Annual

**EMFAC Off-Model Adjustment Factors for Gasoline Light Duty Vehicle to Account for the SAFE Vehicle Rule Not Applied****3.2 Demolition - 2024****Mitigated Construction Off-Site**

	ROG	NOx	CO	SO2	Fugitive PM10	Exhaust PM10	PM10 Total	Fugitive PM2.5	Exhaust PM2.5	PM2.5 Total	Bio- CO2	NBio- CO2	Total CO2	CH4	N2O	CO2e
Category	tons/yr										MT/yr					
Hauling	2.0000e-005	1.3400e-003	3.6000e-004	1.0000e-005	1.8000e-004	1.0000e-005	1.9000e-004	5.0000e-005	1.0000e-005	6.0000e-005	0.0000	0.5906	0.5906	3.0000e-005	9.0000e-005	0.6195
Vendor	0.0000	0.0000	0.0000	0.0000	0.0000	0.0000	0.0000	0.0000	0.0000	0.0000	0.0000	0.0000	0.0000	0.0000	0.0000	0.0000
Worker	4.4000e-004	3.2000e-004	4.5600e-003	1.0000e-005	1.6500e-003	1.0000e-005	1.6500e-003	4.4000e-004	1.0000e-005	4.5000e-004	0.0000	1.2503	1.2503	3.0000e-005	3.0000e-005	1.2602
<b>Total</b>	<b>4.6000e-004</b>	<b>1.6600e-003</b>	<b>4.9200e-003</b>	<b>2.0000e-005</b>	<b>1.8300e-003</b>	<b>2.0000e-005</b>	<b>1.8400e-003</b>	<b>4.9000e-004</b>	<b>2.0000e-005</b>	<b>5.1000e-004</b>	<b>0.0000</b>	<b>1.8409</b>	<b>1.8409</b>	<b>6.0000e-005</b>	<b>1.2000e-004</b>	<b>1.8797</b>

**3.3 Site Preparation - 2024****Unmitigated Construction On-Site**

	ROG	NOx	CO	SO2	Fugitive PM10	Exhaust PM10	PM10 Total	Fugitive PM2.5	Exhaust PM2.5	PM2.5 Total	Bio- CO2	NBio- CO2	Total CO2	CH4	N2O	CO2e
Category	tons/yr										MT/yr					
Fugitive Dust					2.7000e-004	0.0000	2.7000e-004	3.0000e-005	0.0000	3.0000e-005	0.0000	0.0000	0.0000	0.0000	0.0000	0.0000
Off-Road	2.7400e-003	0.0308	0.0214	5.0000e-005		1.1100e-003	1.1100e-003		1.0200e-003	1.0200e-003	0.0000	4.7015	4.7015	1.5200e-003	0.0000	4.7395
<b>Total</b>	<b>2.7400e-003</b>	<b>0.0308</b>	<b>0.0214</b>	<b>5.0000e-005</b>	<b>2.7000e-004</b>	<b>1.1100e-003</b>	<b>1.3800e-003</b>	<b>3.0000e-005</b>	<b>1.0200e-003</b>	<b>1.0500e-003</b>	<b>0.0000</b>	<b>4.7015</b>	<b>4.7015</b>	<b>1.5200e-003</b>	<b>0.0000</b>	<b>4.7395</b>

## 413-417 Irving Glendale Apartments - South Coast AQMD Air District, Annual

**EMFAC Off-Model Adjustment Factors for Gasoline Light Duty Vehicle to Account for the SAFE Vehicle Rule Not Applied****3.3 Site Preparation - 2024****Unmitigated Construction Off-Site**

	ROG	NOx	CO	SO2	Fugitive PM10	Exhaust PM10	PM10 Total	Fugitive PM2.5	Exhaust PM2.5	PM2.5 Total	Bio- CO2	NBio- CO2	Total CO2	CH4	N2O	CO2e
Category	tons/yr										MT/yr					
Hauling	0.0000	0.0000	0.0000	0.0000	0.0000	0.0000	0.0000	0.0000	0.0000	0.0000	0.0000	0.0000	0.0000	0.0000	0.0000	0.0000
Vendor	0.0000	0.0000	0.0000	0.0000	0.0000	0.0000	0.0000	0.0000	0.0000	0.0000	0.0000	0.0000	0.0000	0.0000	0.0000	0.0000
Worker	8.0000e-005	6.0000e-005	8.4000e-004	0.0000	3.0000e-004	0.0000	3.0000e-004	8.0000e-005	0.0000	8.0000e-005	0.0000	0.2292	0.2292	1.0000e-005	1.0000e-005	0.2310
<b>Total</b>	<b>8.0000e-005</b>	<b>6.0000e-005</b>	<b>8.4000e-004</b>	<b>0.0000</b>	<b>3.0000e-004</b>	<b>0.0000</b>	<b>3.0000e-004</b>	<b>8.0000e-005</b>	<b>0.0000</b>	<b>8.0000e-005</b>	<b>0.0000</b>	<b>0.2292</b>	<b>0.2292</b>	<b>1.0000e-005</b>	<b>1.0000e-005</b>	<b>0.2310</b>

**Mitigated Construction On-Site**

	ROG	NOx	CO	SO2	Fugitive PM10	Exhaust PM10	PM10 Total	Fugitive PM2.5	Exhaust PM2.5	PM2.5 Total	Bio- CO2	NBio- CO2	Total CO2	CH4	N2O	CO2e
Category	tons/yr										MT/yr					
Fugitive Dust					2.7000e-004	0.0000	2.7000e-004	3.0000e-005	0.0000	3.0000e-005	0.0000	0.0000	0.0000	0.0000	0.0000	0.0000
Off-Road	2.7400e-003	0.0308	0.0214	5.0000e-005		1.1100e-003	1.1100e-003		1.0200e-003	1.0200e-003	0.0000	4.7015	4.7015	1.5200e-003	0.0000	4.7395
<b>Total</b>	<b>2.7400e-003</b>	<b>0.0308</b>	<b>0.0214</b>	<b>5.0000e-005</b>	<b>2.7000e-004</b>	<b>1.1100e-003</b>	<b>1.3800e-003</b>	<b>3.0000e-005</b>	<b>1.0200e-003</b>	<b>1.0500e-003</b>	<b>0.0000</b>	<b>4.7015</b>	<b>4.7015</b>	<b>1.5200e-003</b>	<b>0.0000</b>	<b>4.7395</b>

## 413-417 Irving Glendale Apartments - South Coast AQMD Air District, Annual

**EMFAC Off-Model Adjustment Factors for Gasoline Light Duty Vehicle to Account for the SAFE Vehicle Rule Not Applied****3.3 Site Preparation - 2024****Mitigated Construction Off-Site**

	ROG	NOx	CO	SO2	Fugitive PM10	Exhaust PM10	PM10 Total	Fugitive PM2.5	Exhaust PM2.5	PM2.5 Total	Bio- CO2	NBio- CO2	Total CO2	CH4	N2O	CO2e
Category	tons/yr										MT/yr					
Hauling	0.0000	0.0000	0.0000	0.0000	0.0000	0.0000	0.0000	0.0000	0.0000	0.0000	0.0000	0.0000	0.0000	0.0000	0.0000	0.0000
Vendor	0.0000	0.0000	0.0000	0.0000	0.0000	0.0000	0.0000	0.0000	0.0000	0.0000	0.0000	0.0000	0.0000	0.0000	0.0000	0.0000
Worker	8.0000e-005	6.0000e-005	8.4000e-004	0.0000	3.0000e-004	0.0000	3.0000e-004	8.0000e-005	0.0000	8.0000e-005	0.0000	0.2292	0.2292	1.0000e-005	1.0000e-005	0.2310
<b>Total</b>	<b>8.0000e-005</b>	<b>6.0000e-005</b>	<b>8.4000e-004</b>	<b>0.0000</b>	<b>3.0000e-004</b>	<b>0.0000</b>	<b>3.0000e-004</b>	<b>8.0000e-005</b>	<b>0.0000</b>	<b>8.0000e-005</b>	<b>0.0000</b>	<b>0.2292</b>	<b>0.2292</b>	<b>1.0000e-005</b>	<b>1.0000e-005</b>	<b>0.2310</b>

**3.4 Grading - 2024****Unmitigated Construction On-Site**

	ROG	NOx	CO	SO2	Fugitive PM10	Exhaust PM10	PM10 Total	Fugitive PM2.5	Exhaust PM2.5	PM2.5 Total	Bio- CO2	NBio- CO2	Total CO2	CH4	N2O	CO2e
Category	tons/yr										MT/yr					
Fugitive Dust					0.0372	0.0000	0.0372	0.0200	0.0000	0.0200	0.0000	0.0000	0.0000	0.0000	0.0000	0.0000
Off-Road	7.3100e-003	0.0778	0.0444	1.1000e-004		3.2000e-003	3.2000e-003		2.9400e-003	2.9400e-003	0.0000	9.9040	9.9040	3.2000e-003	0.0000	9.9841
<b>Total</b>	<b>7.3100e-003</b>	<b>0.0778</b>	<b>0.0444</b>	<b>1.1000e-004</b>	<b>0.0372</b>	<b>3.2000e-003</b>	<b>0.0404</b>	<b>0.0200</b>	<b>2.9400e-003</b>	<b>0.0229</b>	<b>0.0000</b>	<b>9.9040</b>	<b>9.9040</b>	<b>3.2000e-003</b>	<b>0.0000</b>	<b>9.9841</b>

## 413-417 Irving Glendale Apartments - South Coast AQMD Air District, Annual

**EMFAC Off-Model Adjustment Factors for Gasoline Light Duty Vehicle to Account for the SAFE Vehicle Rule Not Applied****3.4 Grading - 2024****Unmitigated Construction Off-Site**

	ROG	NOx	CO	SO2	Fugitive PM10	Exhaust PM10	PM10 Total	Fugitive PM2.5	Exhaust PM2.5	PM2.5 Total	Bio- CO2	NBio- CO2	Total CO2	CH4	N2O	CO2e
Category	tons/yr										MT/yr					
Hauling	7.1000e-004	0.0435	0.0118	1.9000e-004	5.8700e-003	3.1000e-004	6.1800e-003	1.6100e-003	3.0000e-004	1.9100e-003	0.0000	19.1818	19.1818	1.0800e-003	3.0500e-003	20.1173
Vendor	0.0000	0.0000	0.0000	0.0000	0.0000	0.0000	0.0000	0.0000	0.0000	0.0000	0.0000	0.0000	0.0000	0.0000	0.0000	0.0000
Worker	1.9000e-004	1.4000e-004	1.9500e-003	1.0000e-005	7.0000e-004	0.0000	7.1000e-004	1.9000e-004	0.0000	1.9000e-004	0.0000	0.5335	0.5335	1.0000e-005	1.0000e-005	0.5377
<b>Total</b>	<b>9.0000e-004</b>	<b>0.0436</b>	<b>0.0138</b>	<b>2.0000e-004</b>	<b>6.5700e-003</b>	<b>3.1000e-004</b>	<b>6.8900e-003</b>	<b>1.8000e-003</b>	<b>3.0000e-004</b>	<b>2.1000e-003</b>	<b>0.0000</b>	<b>19.7153</b>	<b>19.7153</b>	<b>1.0900e-003</b>	<b>3.0600e-003</b>	<b>20.6550</b>

**Mitigated Construction On-Site**

	ROG	NOx	CO	SO2	Fugitive PM10	Exhaust PM10	PM10 Total	Fugitive PM2.5	Exhaust PM2.5	PM2.5 Total	Bio- CO2	NBio- CO2	Total CO2	CH4	N2O	CO2e
Category	tons/yr										MT/yr					
Fugitive Dust					0.0372	0.0000	0.0372	0.0200	0.0000	0.0200	0.0000	0.0000	0.0000	0.0000	0.0000	0.0000
Off-Road	7.3100e-003	0.0778	0.0444	1.1000e-004		3.2000e-003	3.2000e-003		2.9400e-003	2.9400e-003	0.0000	9.9040	9.9040	3.2000e-003	0.0000	9.9841
<b>Total</b>	<b>7.3100e-003</b>	<b>0.0778</b>	<b>0.0444</b>	<b>1.1000e-004</b>	<b>0.0372</b>	<b>3.2000e-003</b>	<b>0.0404</b>	<b>0.0200</b>	<b>2.9400e-003</b>	<b>0.0229</b>	<b>0.0000</b>	<b>9.9040</b>	<b>9.9040</b>	<b>3.2000e-003</b>	<b>0.0000</b>	<b>9.9841</b>

## 413-417 Irving Glendale Apartments - South Coast AQMD Air District, Annual

**EMFAC Off-Model Adjustment Factors for Gasoline Light Duty Vehicle to Account for the SAFE Vehicle Rule Not Applied****3.4 Grading - 2024****Mitigated Construction Off-Site**

	ROG	NOx	CO	SO2	Fugitive PM10	Exhaust PM10	PM10 Total	Fugitive PM2.5	Exhaust PM2.5	PM2.5 Total	Bio- CO2	NBio- CO2	Total CO2	CH4	N2O	CO2e
Category	tons/yr										MT/yr					
Hauling	7.1000e-004	0.0435	0.0118	1.9000e-004	5.8700e-003	3.1000e-004	6.1800e-003	1.6100e-003	3.0000e-004	1.9100e-003	0.0000	19.1818	19.1818	1.0800e-003	3.0500e-003	20.1173
Vendor	0.0000	0.0000	0.0000	0.0000	0.0000	0.0000	0.0000	0.0000	0.0000	0.0000	0.0000	0.0000	0.0000	0.0000	0.0000	0.0000
Worker	1.9000e-004	1.4000e-004	1.9500e-003	1.0000e-005	7.0000e-004	0.0000	7.1000e-004	1.9000e-004	0.0000	1.9000e-004	0.0000	0.5335	0.5335	1.0000e-005	1.0000e-005	0.5377
<b>Total</b>	<b>9.0000e-004</b>	<b>0.0436</b>	<b>0.0138</b>	<b>2.0000e-004</b>	<b>6.5700e-003</b>	<b>3.1000e-004</b>	<b>6.8900e-003</b>	<b>1.8000e-003</b>	<b>3.0000e-004</b>	<b>2.1000e-003</b>	<b>0.0000</b>	<b>19.7153</b>	<b>19.7153</b>	<b>1.0900e-003</b>	<b>3.0600e-003</b>	<b>20.6550</b>

**3.5 Building Construction - 2024****Unmitigated Construction On-Site**

	ROG	NOx	CO	SO2	Fugitive PM10	Exhaust PM10	PM10 Total	Fugitive PM2.5	Exhaust PM2.5	PM2.5 Total	Bio- CO2	NBio- CO2	Total CO2	CH4	N2O	CO2e
Category	tons/yr										MT/yr					
Off-Road	0.0223	0.2240	0.2650	4.3000e-004		0.0106	0.0106		9.7400e-003	9.7400e-003	0.0000	37.5909	37.5909	0.0122	0.0000	37.8948
<b>Total</b>	<b>0.0223</b>	<b>0.2240</b>	<b>0.2650</b>	<b>4.3000e-004</b>		<b>0.0106</b>	<b>0.0106</b>		<b>9.7400e-003</b>	<b>9.7400e-003</b>	<b>0.0000</b>	<b>37.5909</b>	<b>37.5909</b>	<b>0.0122</b>	<b>0.0000</b>	<b>37.8948</b>

## 413-417 Irving Glendale Apartments - South Coast AQMD Air District, Annual

**EMFAC Off-Model Adjustment Factors for Gasoline Light Duty Vehicle to Account for the SAFE Vehicle Rule Not Applied****3.5 Building Construction - 2024****Unmitigated Construction Off-Site**

	ROG	NOx	CO	SO2	Fugitive PM10	Exhaust PM10	PM10 Total	Fugitive PM2.5	Exhaust PM2.5	PM2.5 Total	Bio- CO2	NBio- CO2	Total CO2	CH4	N2O	CO2e
Category	tons/yr										MT/yr					
Hauling	0.0000	0.0000	0.0000	0.0000	0.0000	0.0000	0.0000	0.0000	0.0000	0.0000	0.0000	0.0000	0.0000	0.0000	0.0000	0.0000
Vendor	3.2000e-004	0.0115	4.2800e-003	5.0000e-005	1.8900e-003	6.0000e-005	1.9600e-003	5.5000e-004	6.0000e-005	6.1000e-004	0.0000	5.2624	5.2624	1.8000e-004	7.6000e-004	5.4944
Worker	3.7100e-003	2.7300e-003	0.0388	1.2000e-004	0.0140	8.0000e-005	0.0141	3.7100e-003	7.0000e-005	3.7900e-003	0.0000	10.6273	10.6273	2.6000e-004	2.6000e-004	10.7117
<b>Total</b>	<b>4.0300e-003</b>	<b>0.0142</b>	<b>0.0430</b>	<b>1.7000e-004</b>	<b>0.0159</b>	<b>1.4000e-004</b>	<b>0.0160</b>	<b>4.2600e-003</b>	<b>1.3000e-004</b>	<b>4.4000e-003</b>	<b>0.0000</b>	<b>15.8897</b>	<b>15.8897</b>	<b>4.4000e-004</b>	<b>1.0200e-003</b>	<b>16.2062</b>

**Mitigated Construction On-Site**

	ROG	NOx	CO	SO2	Fugitive PM10	Exhaust PM10	PM10 Total	Fugitive PM2.5	Exhaust PM2.5	PM2.5 Total	Bio- CO2	NBio- CO2	Total CO2	CH4	N2O	CO2e
Category	tons/yr										MT/yr					
Off-Road	0.0223	0.2240	0.2650	4.3000e-004		0.0106	0.0106		9.7400e-003	9.7400e-003	0.0000	37.5909	37.5909	0.0122	0.0000	37.8948
<b>Total</b>	<b>0.0223</b>	<b>0.2240</b>	<b>0.2650</b>	<b>4.3000e-004</b>		<b>0.0106</b>	<b>0.0106</b>		<b>9.7400e-003</b>	<b>9.7400e-003</b>	<b>0.0000</b>	<b>37.5909</b>	<b>37.5909</b>	<b>0.0122</b>	<b>0.0000</b>	<b>37.8948</b>

## 413-417 Irving Glendale Apartments - South Coast AQMD Air District, Annual

**EMFAC Off-Model Adjustment Factors for Gasoline Light Duty Vehicle to Account for the SAFE Vehicle Rule Not Applied****3.5 Building Construction - 2024****Mitigated Construction Off-Site**

	ROG	NOx	CO	SO2	Fugitive PM10	Exhaust PM10	PM10 Total	Fugitive PM2.5	Exhaust PM2.5	PM2.5 Total	Bio- CO2	NBio- CO2	Total CO2	CH4	N2O	CO2e
Category	tons/yr										MT/yr					
Hauling	0.0000	0.0000	0.0000	0.0000	0.0000	0.0000	0.0000	0.0000	0.0000	0.0000	0.0000	0.0000	0.0000	0.0000	0.0000	0.0000
Vendor	3.2000e-004	0.0115	4.2800e-003	5.0000e-005	1.8900e-003	6.0000e-005	1.9600e-003	5.5000e-004	6.0000e-005	6.1000e-004	0.0000	5.2624	5.2624	1.8000e-004	7.6000e-004	5.4944
Worker	3.7100e-003	2.7300e-003	0.0388	1.2000e-004	0.0140	8.0000e-005	0.0141	3.7100e-003	7.0000e-005	3.7900e-003	0.0000	10.6273	10.6273	2.6000e-004	2.6000e-004	10.7117
<b>Total</b>	<b>4.0300e-003</b>	<b>0.0142</b>	<b>0.0430</b>	<b>1.7000e-004</b>	<b>0.0159</b>	<b>1.4000e-004</b>	<b>0.0160</b>	<b>4.2600e-003</b>	<b>1.3000e-004</b>	<b>4.4000e-003</b>	<b>0.0000</b>	<b>15.8897</b>	<b>15.8897</b>	<b>4.4000e-004</b>	<b>1.0200e-003</b>	<b>16.2062</b>

**3.5 Building Construction - 2025****Unmitigated Construction On-Site**

	ROG	NOx	CO	SO2	Fugitive PM10	Exhaust PM10	PM10 Total	Fugitive PM2.5	Exhaust PM2.5	PM2.5 Total	Bio- CO2	NBio- CO2	Total CO2	CH4	N2O	CO2e
Category	tons/yr										MT/yr					
Off-Road	0.0719	0.7154	0.9172	1.4900e-003		0.0315	0.0315		0.0290	0.0290	0.0000	130.8859	130.8859	0.0423	0.0000	131.9442
<b>Total</b>	<b>0.0719</b>	<b>0.7154</b>	<b>0.9172</b>	<b>1.4900e-003</b>		<b>0.0315</b>	<b>0.0315</b>		<b>0.0290</b>	<b>0.0290</b>	<b>0.0000</b>	<b>130.8859</b>	<b>130.8859</b>	<b>0.0423</b>	<b>0.0000</b>	<b>131.9442</b>



## 413-417 Irving Glendale Apartments - South Coast AQMD Air District, Annual

**EMFAC Off-Model Adjustment Factors for Gasoline Light Duty Vehicle to Account for the SAFE Vehicle Rule Not Applied****3.5 Building Construction - 2025****Unmitigated Construction Off-Site**

	ROG	NOx	CO	SO2	Fugitive PM10	Exhaust PM10	PM10 Total	Fugitive PM2.5	Exhaust PM2.5	PM2.5 Total	Bio- CO2	NBio- CO2	Total CO2	CH4	N2O	CO2e
Category	tons/yr										MT/yr					
Hauling	0.0000	0.0000	0.0000	0.0000	0.0000	0.0000	0.0000	0.0000	0.0000	0.0000	0.0000	0.0000	0.0000	0.0000	0.0000	0.0000
Vendor	1.0800e-003	0.0398	0.0147	1.8000e-004	6.5800e-003	2.2000e-004	6.8100e-003	1.9000e-003	2.1000e-004	2.1100e-003	0.0000	17.9796	17.9796	6.2000e-004	2.6100e-003	18.7735
Worker	0.0121	8.5300e-003	0.1257	3.9000e-004	0.0487	2.5000e-004	0.0489	0.0129	2.3000e-004	0.0132	0.0000	35.7242	35.7242	8.0000e-004	8.5000e-004	35.9983
<b>Total</b>	<b>0.0132</b>	<b>0.0483</b>	<b>0.1404</b>	<b>5.7000e-004</b>	<b>0.0553</b>	<b>4.7000e-004</b>	<b>0.0557</b>	<b>0.0148</b>	<b>4.4000e-004</b>	<b>0.0153</b>	<b>0.0000</b>	<b>53.7038</b>	<b>53.7038</b>	<b>1.4200e-003</b>	<b>3.4600e-003</b>	<b>54.7718</b>

**Mitigated Construction On-Site**

	ROG	NOx	CO	SO2	Fugitive PM10	Exhaust PM10	PM10 Total	Fugitive PM2.5	Exhaust PM2.5	PM2.5 Total	Bio- CO2	NBio- CO2	Total CO2	CH4	N2O	CO2e
Category	tons/yr										MT/yr					
Off-Road	0.0719	0.7154	0.9172	1.4900e-003		0.0315	0.0315		0.0290	0.0290	0.0000	130.8858	130.8858	0.0423	0.0000	131.9440
<b>Total</b>	<b>0.0719</b>	<b>0.7154</b>	<b>0.9172</b>	<b>1.4900e-003</b>		<b>0.0315</b>	<b>0.0315</b>		<b>0.0290</b>	<b>0.0290</b>	<b>0.0000</b>	<b>130.8858</b>	<b>130.8858</b>	<b>0.0423</b>	<b>0.0000</b>	<b>131.9440</b>

## 413-417 Irving Glendale Apartments - South Coast AQMD Air District, Annual

**EMFAC Off-Model Adjustment Factors for Gasoline Light Duty Vehicle to Account for the SAFE Vehicle Rule Not Applied****3.5 Building Construction - 2025****Mitigated Construction Off-Site**

	ROG	NOx	CO	SO2	Fugitive PM10	Exhaust PM10	PM10 Total	Fugitive PM2.5	Exhaust PM2.5	PM2.5 Total	Bio- CO2	NBio- CO2	Total CO2	CH4	N2O	CO2e
Category	tons/yr										MT/yr					
Hauling	0.0000	0.0000	0.0000	0.0000	0.0000	0.0000	0.0000	0.0000	0.0000	0.0000	0.0000	0.0000	0.0000	0.0000	0.0000	0.0000
Vendor	1.0800e-003	0.0398	0.0147	1.8000e-004	6.5800e-003	2.2000e-004	6.8100e-003	1.9000e-003	2.1000e-004	2.1100e-003	0.0000	17.9796	17.9796	6.2000e-004	2.6100e-003	18.7735
Worker	0.0121	8.5300e-003	0.1257	3.9000e-004	0.0487	2.5000e-004	0.0489	0.0129	2.3000e-004	0.0132	0.0000	35.7242	35.7242	8.0000e-004	8.5000e-004	35.9983
<b>Total</b>	<b>0.0132</b>	<b>0.0483</b>	<b>0.1404</b>	<b>5.7000e-004</b>	<b>0.0553</b>	<b>4.7000e-004</b>	<b>0.0557</b>	<b>0.0148</b>	<b>4.4000e-004</b>	<b>0.0153</b>	<b>0.0000</b>	<b>53.7038</b>	<b>53.7038</b>	<b>1.4200e-003</b>	<b>3.4600e-003</b>	<b>54.7718</b>

**3.5 Building Construction - 2026****Unmitigated Construction On-Site**

	ROG	NOx	CO	SO2	Fugitive PM10	Exhaust PM10	PM10 Total	Fugitive PM2.5	Exhaust PM2.5	PM2.5 Total	Bio- CO2	NBio- CO2	Total CO2	CH4	N2O	CO2e
Category	tons/yr										MT/yr					
Off-Road	0.0152	0.1508	0.1933	3.1000e-004		6.6300e-003	6.6300e-003		6.1000e-003	6.1000e-003	0.0000	27.5813	27.5813	8.9200e-003	0.0000	27.8043
<b>Total</b>	<b>0.0152</b>	<b>0.1508</b>	<b>0.1933</b>	<b>3.1000e-004</b>		<b>6.6300e-003</b>	<b>6.6300e-003</b>		<b>6.1000e-003</b>	<b>6.1000e-003</b>	<b>0.0000</b>	<b>27.5813</b>	<b>27.5813</b>	<b>8.9200e-003</b>	<b>0.0000</b>	<b>27.8043</b>

## 413-417 Irving Glendale Apartments - South Coast AQMD Air District, Annual

**EMFAC Off-Model Adjustment Factors for Gasoline Light Duty Vehicle to Account for the SAFE Vehicle Rule Not Applied****3.5 Building Construction - 2026****Unmitigated Construction Off-Site**

	ROG	NOx	CO	SO2	Fugitive PM10	Exhaust PM10	PM10 Total	Fugitive PM2.5	Exhaust PM2.5	PM2.5 Total	Bio- CO2	NBio- CO2	Total CO2	CH4	N2O	CO2e
Category	tons/yr										MT/yr					
Hauling	0.0000	0.0000	0.0000	0.0000	0.0000	0.0000	0.0000	0.0000	0.0000	0.0000	0.0000	0.0000	0.0000	0.0000	0.0000	0.0000
Vendor	2.2000e-004	8.3200e-003	3.0500e-003	4.0000e-005	1.3900e-003	5.0000e-005	1.4300e-003	4.0000e-004	4.0000e-005	4.5000e-004	0.0000	3.7178	3.7178	1.3000e-004	5.4000e-004	3.8822
Worker	2.4100e-003	1.6300e-003	0.0249	8.0000e-005	0.0103	5.0000e-005	0.0103	2.7200e-003	5.0000e-005	2.7700e-003	0.0000	7.2972	7.2972	1.5000e-004	1.7000e-004	7.3515
<b>Total</b>	<b>2.6300e-003</b>	<b>9.9500e-003</b>	<b>0.0279</b>	<b>1.2000e-004</b>	<b>0.0117</b>	<b>1.0000e-004</b>	<b>0.0117</b>	<b>3.1200e-003</b>	<b>9.0000e-005</b>	<b>3.2200e-003</b>	<b>0.0000</b>	<b>11.0150</b>	<b>11.0150</b>	<b>2.8000e-004</b>	<b>7.1000e-004</b>	<b>11.2337</b>

**Mitigated Construction On-Site**

	ROG	NOx	CO	SO2	Fugitive PM10	Exhaust PM10	PM10 Total	Fugitive PM2.5	Exhaust PM2.5	PM2.5 Total	Bio- CO2	NBio- CO2	Total CO2	CH4	N2O	CO2e
Category	tons/yr										MT/yr					
Off-Road	0.0152	0.1508	0.1933	3.1000e-004		6.6300e-003	6.6300e-003		6.1000e-003	6.1000e-003	0.0000	27.5813	27.5813	8.9200e-003	0.0000	27.8043
<b>Total</b>	<b>0.0152</b>	<b>0.1508</b>	<b>0.1933</b>	<b>3.1000e-004</b>		<b>6.6300e-003</b>	<b>6.6300e-003</b>		<b>6.1000e-003</b>	<b>6.1000e-003</b>	<b>0.0000</b>	<b>27.5813</b>	<b>27.5813</b>	<b>8.9200e-003</b>	<b>0.0000</b>	<b>27.8043</b>

## 413-417 Irving Glendale Apartments - South Coast AQMD Air District, Annual

**EMFAC Off-Model Adjustment Factors for Gasoline Light Duty Vehicle to Account for the SAFE Vehicle Rule Not Applied****3.5 Building Construction - 2026****Mitigated Construction Off-Site**

	ROG	NOx	CO	SO2	Fugitive PM10	Exhaust PM10	PM10 Total	Fugitive PM2.5	Exhaust PM2.5	PM2.5 Total	Bio- CO2	NBio- CO2	Total CO2	CH4	N2O	CO2e
Category	tons/yr										MT/yr					
Hauling	0.0000	0.0000	0.0000	0.0000	0.0000	0.0000	0.0000	0.0000	0.0000	0.0000	0.0000	0.0000	0.0000	0.0000	0.0000	0.0000
Vendor	2.2000e-004	8.3200e-003	3.0500e-003	4.0000e-005	1.3900e-003	5.0000e-005	1.4300e-003	4.0000e-004	4.0000e-005	4.5000e-004	0.0000	3.7178	3.7178	1.3000e-004	5.4000e-004	3.8822
Worker	2.4100e-003	1.6300e-003	0.0249	8.0000e-005	0.0103	5.0000e-005	0.0103	2.7200e-003	5.0000e-005	2.7700e-003	0.0000	7.2972	7.2972	1.5000e-004	1.7000e-004	7.3515
<b>Total</b>	<b>2.6300e-003</b>	<b>9.9500e-003</b>	<b>0.0279</b>	<b>1.2000e-004</b>	<b>0.0117</b>	<b>1.0000e-004</b>	<b>0.0117</b>	<b>3.1200e-003</b>	<b>9.0000e-005</b>	<b>3.2200e-003</b>	<b>0.0000</b>	<b>11.0150</b>	<b>11.0150</b>	<b>2.8000e-004</b>	<b>7.1000e-004</b>	<b>11.2337</b>

**3.6 Paving - 2026****Unmitigated Construction On-Site**

	ROG	NOx	CO	SO2	Fugitive PM10	Exhaust PM10	PM10 Total	Fugitive PM2.5	Exhaust PM2.5	PM2.5 Total	Bio- CO2	NBio- CO2	Total CO2	CH4	N2O	CO2e
Category	tons/yr										MT/yr					
Off-Road	5.6400e-003	0.0492	0.0703	1.1000e-004		2.1900e-003	2.1900e-003		2.0500e-003	2.0500e-003	0.0000	9.4009	9.4009	2.7400e-003	0.0000	9.4694
Paving	0.0000					0.0000	0.0000		0.0000	0.0000	0.0000	0.0000	0.0000	0.0000	0.0000	0.0000
<b>Total</b>	<b>5.6400e-003</b>	<b>0.0492</b>	<b>0.0703</b>	<b>1.1000e-004</b>		<b>2.1900e-003</b>	<b>2.1900e-003</b>		<b>2.0500e-003</b>	<b>2.0500e-003</b>	<b>0.0000</b>	<b>9.4009</b>	<b>9.4009</b>	<b>2.7400e-003</b>	<b>0.0000</b>	<b>9.4694</b>

## 413-417 Irving Glendale Apartments - South Coast AQMD Air District, Annual

**EMFAC Off-Model Adjustment Factors for Gasoline Light Duty Vehicle to Account for the SAFE Vehicle Rule Not Applied****3.6 Paving - 2026****Unmitigated Construction Off-Site**

	ROG	NOx	CO	SO2	Fugitive PM10	Exhaust PM10	PM10 Total	Fugitive PM2.5	Exhaust PM2.5	PM2.5 Total	Bio- CO2	NBio- CO2	Total CO2	CH4	N2O	CO2e
Category	tons/yr										MT/yr					
Hauling	0.0000	0.0000	0.0000	0.0000	0.0000	0.0000	0.0000	0.0000	0.0000	0.0000	0.0000	0.0000	0.0000	0.0000	0.0000	0.0000
Vendor	0.0000	0.0000	0.0000	0.0000	0.0000	0.0000	0.0000	0.0000	0.0000	0.0000	0.0000	0.0000	0.0000	0.0000	0.0000	0.0000
Worker	4.6000e-004	3.1000e-004	4.7900e-003	2.0000e-005	1.9700e-003	1.0000e-005	1.9800e-003	5.2000e-004	1.0000e-005	5.3000e-004	0.0000	1.4048	1.4048	3.0000e-005	3.0000e-005	1.4153
<b>Total</b>	<b>4.6000e-004</b>	<b>3.1000e-004</b>	<b>4.7900e-003</b>	<b>2.0000e-005</b>	<b>1.9700e-003</b>	<b>1.0000e-005</b>	<b>1.9800e-003</b>	<b>5.2000e-004</b>	<b>1.0000e-005</b>	<b>5.3000e-004</b>	<b>0.0000</b>	<b>1.4048</b>	<b>1.4048</b>	<b>3.0000e-005</b>	<b>3.0000e-005</b>	<b>1.4153</b>

**Mitigated Construction On-Site**

	ROG	NOx	CO	SO2	Fugitive PM10	Exhaust PM10	PM10 Total	Fugitive PM2.5	Exhaust PM2.5	PM2.5 Total	Bio- CO2	NBio- CO2	Total CO2	CH4	N2O	CO2e
Category	tons/yr										MT/yr					
Off-Road	5.6400e-003	0.0492	0.0703	1.1000e-004		2.1900e-003	2.1900e-003		2.0500e-003	2.0500e-003	0.0000	9.4009	9.4009	2.7400e-003	0.0000	9.4694
Paving	0.0000					0.0000	0.0000		0.0000	0.0000	0.0000	0.0000	0.0000	0.0000	0.0000	0.0000
<b>Total</b>	<b>5.6400e-003</b>	<b>0.0492</b>	<b>0.0703</b>	<b>1.1000e-004</b>		<b>2.1900e-003</b>	<b>2.1900e-003</b>		<b>2.0500e-003</b>	<b>2.0500e-003</b>	<b>0.0000</b>	<b>9.4009</b>	<b>9.4009</b>	<b>2.7400e-003</b>	<b>0.0000</b>	<b>9.4694</b>

## 413-417 Irving Glendale Apartments - South Coast AQMD Air District, Annual

**EMFAC Off-Model Adjustment Factors for Gasoline Light Duty Vehicle to Account for the SAFE Vehicle Rule Not Applied****3.6 Paving - 2026****Mitigated Construction Off-Site**

	ROG	NOx	CO	SO2	Fugitive PM10	Exhaust PM10	PM10 Total	Fugitive PM2.5	Exhaust PM2.5	PM2.5 Total	Bio- CO2	NBio- CO2	Total CO2	CH4	N2O	CO2e
Category	tons/yr										MT/yr					
Hauling	0.0000	0.0000	0.0000	0.0000	0.0000	0.0000	0.0000	0.0000	0.0000	0.0000	0.0000	0.0000	0.0000	0.0000	0.0000	0.0000
Vendor	0.0000	0.0000	0.0000	0.0000	0.0000	0.0000	0.0000	0.0000	0.0000	0.0000	0.0000	0.0000	0.0000	0.0000	0.0000	0.0000
Worker	4.6000e-004	3.1000e-004	4.7900e-003	2.0000e-005	1.9700e-003	1.0000e-005	1.9800e-003	5.2000e-004	1.0000e-005	5.3000e-004	0.0000	1.4048	1.4048	3.0000e-005	3.0000e-005	1.4153
<b>Total</b>	<b>4.6000e-004</b>	<b>3.1000e-004</b>	<b>4.7900e-003</b>	<b>2.0000e-005</b>	<b>1.9700e-003</b>	<b>1.0000e-005</b>	<b>1.9800e-003</b>	<b>5.2000e-004</b>	<b>1.0000e-005</b>	<b>5.3000e-004</b>	<b>0.0000</b>	<b>1.4048</b>	<b>1.4048</b>	<b>3.0000e-005</b>	<b>3.0000e-005</b>	<b>1.4153</b>

**3.7 Architectural Coating - 2026****Unmitigated Construction On-Site**

	ROG	NOx	CO	SO2	Fugitive PM10	Exhaust PM10	PM10 Total	Fugitive PM2.5	Exhaust PM2.5	PM2.5 Total	Bio- CO2	NBio- CO2	Total CO2	CH4	N2O	CO2e
Category	tons/yr										MT/yr					
Archit. Coating	0.0267					0.0000	0.0000		0.0000	0.0000	0.0000	0.0000	0.0000	0.0000	0.0000	0.0000
Off-Road	4.3000e-004	2.8600e-003	4.5200e-003	1.0000e-005		1.3000e-004	1.3000e-004		1.3000e-004	1.3000e-004	0.0000	0.6383	0.6383	3.0000e-005	0.0000	0.6392
<b>Total</b>	<b>0.0271</b>	<b>2.8600e-003</b>	<b>4.5200e-003</b>	<b>1.0000e-005</b>		<b>1.3000e-004</b>	<b>1.3000e-004</b>		<b>1.3000e-004</b>	<b>1.3000e-004</b>	<b>0.0000</b>	<b>0.6383</b>	<b>0.6383</b>	<b>3.0000e-005</b>	<b>0.0000</b>	<b>0.6392</b>

## 413-417 Irving Glendale Apartments - South Coast AQMD Air District, Annual

**EMFAC Off-Model Adjustment Factors for Gasoline Light Duty Vehicle to Account for the SAFE Vehicle Rule Not Applied****3.7 Architectural Coating - 2026****Unmitigated Construction Off-Site**

	ROG	NOx	CO	SO2	Fugitive PM10	Exhaust PM10	PM10 Total	Fugitive PM2.5	Exhaust PM2.5	PM2.5 Total	Bio- CO2	NBio- CO2	Total CO2	CH4	N2O	CO2e
Category	tons/yr										MT/yr					
Hauling	0.0000	0.0000	0.0000	0.0000	0.0000	0.0000	0.0000	0.0000	0.0000	0.0000	0.0000	0.0000	0.0000	0.0000	0.0000	0.0000
Vendor	0.0000	0.0000	0.0000	0.0000	0.0000	0.0000	0.0000	0.0000	0.0000	0.0000	0.0000	0.0000	0.0000	0.0000	0.0000	0.0000
Worker	5.0000e-005	3.0000e-005	4.7000e-004	0.0000	1.9000e-004	0.0000	1.9000e-004	5.0000e-005	0.0000	5.0000e-005	0.0000	0.1366	0.1366	0.0000	0.0000	0.1376
<b>Total</b>	<b>5.0000e-005</b>	<b>3.0000e-005</b>	<b>4.7000e-004</b>	<b>0.0000</b>	<b>1.9000e-004</b>	<b>0.0000</b>	<b>1.9000e-004</b>	<b>5.0000e-005</b>	<b>0.0000</b>	<b>5.0000e-005</b>	<b>0.0000</b>	<b>0.1366</b>	<b>0.1366</b>	<b>0.0000</b>	<b>0.0000</b>	<b>0.1376</b>

**Mitigated Construction On-Site**

	ROG	NOx	CO	SO2	Fugitive PM10	Exhaust PM10	PM10 Total	Fugitive PM2.5	Exhaust PM2.5	PM2.5 Total	Bio- CO2	NBio- CO2	Total CO2	CH4	N2O	CO2e
Category	tons/yr										MT/yr					
Archit. Coating	0.0267					0.0000	0.0000		0.0000	0.0000	0.0000	0.0000	0.0000	0.0000	0.0000	0.0000
Off-Road	4.3000e-004	2.8600e-003	4.5200e-003	1.0000e-005		1.3000e-004	1.3000e-004		1.3000e-004	1.3000e-004	0.0000	0.6383	0.6383	3.0000e-005	0.0000	0.6392
<b>Total</b>	<b>0.0271</b>	<b>2.8600e-003</b>	<b>4.5200e-003</b>	<b>1.0000e-005</b>		<b>1.3000e-004</b>	<b>1.3000e-004</b>		<b>1.3000e-004</b>	<b>1.3000e-004</b>	<b>0.0000</b>	<b>0.6383</b>	<b>0.6383</b>	<b>3.0000e-005</b>	<b>0.0000</b>	<b>0.6392</b>

## 413-417 Irving Glendale Apartments - South Coast AQMD Air District, Annual

**EMFAC Off-Model Adjustment Factors for Gasoline Light Duty Vehicle to Account for the SAFE Vehicle Rule Not Applied****3.7 Architectural Coating - 2026****Mitigated Construction Off-Site**

	ROG	NOx	CO	SO2	Fugitive PM10	Exhaust PM10	PM10 Total	Fugitive PM2.5	Exhaust PM2.5	PM2.5 Total	Bio- CO2	NBio- CO2	Total CO2	CH4	N2O	CO2e
Category	tons/yr										MT/yr					
Hauling	0.0000	0.0000	0.0000	0.0000	0.0000	0.0000	0.0000	0.0000	0.0000	0.0000	0.0000	0.0000	0.0000	0.0000	0.0000	0.0000
Vendor	0.0000	0.0000	0.0000	0.0000	0.0000	0.0000	0.0000	0.0000	0.0000	0.0000	0.0000	0.0000	0.0000	0.0000	0.0000	0.0000
Worker	5.0000e-005	3.0000e-005	4.7000e-004	0.0000	1.9000e-004	0.0000	1.9000e-004	5.0000e-005	0.0000	5.0000e-005	0.0000	0.1366	0.1366	0.0000	0.0000	0.1376
<b>Total</b>	<b>5.0000e-005</b>	<b>3.0000e-005</b>	<b>4.7000e-004</b>	<b>0.0000</b>	<b>1.9000e-004</b>	<b>0.0000</b>	<b>1.9000e-004</b>	<b>5.0000e-005</b>	<b>0.0000</b>	<b>5.0000e-005</b>	<b>0.0000</b>	<b>0.1366</b>	<b>0.1366</b>	<b>0.0000</b>	<b>0.0000</b>	<b>0.1376</b>

**4.0 Operational Detail - Mobile****4.1 Mitigation Measures Mobile**



## 413-417 Irving Glendale Apartments - South Coast AQMD Air District, Annual

**EMFAC Off-Model Adjustment Factors for Gasoline Light Duty Vehicle to Account for the SAFE Vehicle Rule Not Applied**

	ROG	NOx	CO	SO2	Fugitive PM10	Exhaust PM10	PM10 Total	Fugitive PM2.5	Exhaust PM2.5	PM2.5 Total	Bio- CO2	NBio- CO2	Total CO2	CH4	N2O	CO2e
Category	tons/yr										MT/yr					
Mitigated	0.0733	0.0897	0.7632	1.7200e-003	0.1842	1.2600e-003	0.1854	0.0492	1.1700e-003	0.0503	0.0000	159.3857	159.3857	0.0102	7.0500e-003	161.7418
Unmitigated	0.0733	0.0897	0.7632	1.7200e-003	0.1842	1.2600e-003	0.1854	0.0492	1.1700e-003	0.0503	0.0000	159.3857	159.3857	0.0102	7.0500e-003	161.7418

**4.2 Trip Summary Information**

	Average Daily Trip Rate			Unmitigated	Mitigated
Land Use	Weekday	Saturday	Sunday	Annual VMT	Annual VMT
Apartments High Rise	146.85	149.49	118.47	489,243	489,243
Enclosed Parking with Elevator	0.00	0.00	0.00		
Enclosed Parking with Elevator	0.00	0.00	0.00		
Total	146.85	149.49	118.47	489,243	489,243

**4.3 Trip Type Information**

	Miles			Trip %			Trip Purpose %		
Land Use	H-W or C-W	H-S or C-C	H-O or C-NW	H-W or C-W	H-S or C-C	H-O or C-NW	Primary	Diverted	Pass-by
Apartments High Rise	14.70	5.90	8.70	40.20	19.20	40.60	86	11	3
Enclosed Parking with Elevator	16.60	8.40	6.90	0.00	0.00	0.00	0	0	0
Enclosed Parking with Elevator	16.60	8.40	6.90	0.00	0.00	0.00	0	0	0

**4.4 Fleet Mix**

Land Use	LDA	LDT1	LDT2	MDV	LHD1	LHD2	MHD	HHD	OBUS	UBUS	MCY	SBUS	MH
Apartments High Rise	0.542450	0.061470	0.185138	0.129299	0.023799	0.006448	0.011958	0.009209	0.000810	0.000503	0.024446	0.000751	0.003721
Enclosed Parking with Elevator	0.542450	0.061470	0.185138	0.129299	0.023799	0.006448	0.011958	0.009209	0.000810	0.000503	0.024446	0.000751	0.003721

## 413-417 Irving Glendale Apartments - South Coast AQMD Air District, Annual

**EMFAC Off-Model Adjustment Factors for Gasoline Light Duty Vehicle to Account for the SAFE Vehicle Rule Not Applied****5.0 Energy Detail**

Historical Energy Use: N

**5.1 Mitigation Measures Energy**

	ROG	NOx	CO	SO2	Fugitive PM10	Exhaust PM10	PM10 Total	Fugitive PM2.5	Exhaust PM2.5	PM2.5 Total	Bio- CO2	NBio- CO2	Total CO2	CH4	N2O	CO2e
Category	tons/yr										MT/yr					
Electricity Mitigated						0.0000	0.0000		0.0000	0.0000	0.0000	112.3308	112.3308	3.9100e-003	4.7000e-004	112.5696
Electricity Unmitigated						0.0000	0.0000		0.0000	0.0000	0.0000	112.3308	112.3308	3.9100e-003	4.7000e-004	112.5696
NaturalGas Mitigated	2.3300e-003	0.0199	8.4500e-003	1.3000e-004		1.6100e-003	1.6100e-003		1.6100e-003	1.6100e-003	0.0000	23.0103	23.0103	4.4000e-004	4.2000e-004	23.1471
NaturalGas Unmitigated	2.3300e-003	0.0199	8.4500e-003	1.3000e-004		1.6100e-003	1.6100e-003		1.6100e-003	1.6100e-003	0.0000	23.0103	23.0103	4.4000e-004	4.2000e-004	23.1471

## 413-417 Irving Glendale Apartments - South Coast AQMD Air District, Annual

**EMFAC Off-Model Adjustment Factors for Gasoline Light Duty Vehicle to Account for the SAFE Vehicle Rule Not Applied****5.2 Energy by Land Use - NaturalGas****Unmitigated**

	NaturalGas Use	ROG	NOx	CO	SO2	Fugitive PM10	Exhaust PM10	PM10 Total	Fugitive PM2.5	Exhaust PM2.5	PM2.5 Total	Bio- CO2	NBio- CO2	Total CO2	CH4	N2O	CO2e
Land Use	kBTU/yr	tons/yr										MT/yr					
Apartments High Rise	431197	2.3300e-003	0.0199	8.4500e-003	1.3000e-004		1.6100e-003	1.6100e-003		1.6100e-003	1.6100e-003	0.0000	23.0103	23.0103	4.4000e-004	4.2000e-004	23.1471
Enclosed Parking with Elevator	0	0.0000	0.0000	0.0000	0.0000		0.0000	0.0000		0.0000	0.0000	0.0000	0.0000	0.0000	0.0000	0.0000	0.0000
<b>Total</b>		<b>2.3300e-003</b>	<b>0.0199</b>	<b>8.4500e-003</b>	<b>1.3000e-004</b>		<b>1.6100e-003</b>	<b>1.6100e-003</b>		<b>1.6100e-003</b>	<b>1.6100e-003</b>	<b>0.0000</b>	<b>23.0103</b>	<b>23.0103</b>	<b>4.4000e-004</b>	<b>4.2000e-004</b>	<b>23.1471</b>

**Mitigated**

	NaturalGas Use	ROG	NOx	CO	SO2	Fugitive PM10	Exhaust PM10	PM10 Total	Fugitive PM2.5	Exhaust PM2.5	PM2.5 Total	Bio- CO2	NBio- CO2	Total CO2	CH4	N2O	CO2e
Land Use	kBTU/yr	tons/yr										MT/yr					
Apartments High Rise	431197	2.3300e-003	0.0199	8.4500e-003	1.3000e-004		1.6100e-003	1.6100e-003		1.6100e-003	1.6100e-003	0.0000	23.0103	23.0103	4.4000e-004	4.2000e-004	23.1471
Enclosed Parking with Elevator	0	0.0000	0.0000	0.0000	0.0000		0.0000	0.0000		0.0000	0.0000	0.0000	0.0000	0.0000	0.0000	0.0000	0.0000
<b>Total</b>		<b>2.3300e-003</b>	<b>0.0199</b>	<b>8.4500e-003</b>	<b>1.3000e-004</b>		<b>1.6100e-003</b>	<b>1.6100e-003</b>		<b>1.6100e-003</b>	<b>1.6100e-003</b>	<b>0.0000</b>	<b>23.0103</b>	<b>23.0103</b>	<b>4.4000e-004</b>	<b>4.2000e-004</b>	<b>23.1471</b>

## 413-417 Irving Glendale Apartments - South Coast AQMD Air District, Annual

**EMFAC Off-Model Adjustment Factors for Gasoline Light Duty Vehicle to Account for the SAFE Vehicle Rule Not Applied****5.3 Energy by Land Use - Electricity****Unmitigated**

	Electricity Use	Total CO2	CH4	N2O	CO2e
Land Use	kWh/yr	MT/yr			
Apartments High Rise	127029	54.6795	1.9000e-003	2.3000e-004	54.7957
Enclosed Parking with Elevator	52604.8	22.6437	7.9000e-004	1.0000e-004	22.6919
Enclosed Parking with Elevator	81328	35.0076	1.2200e-003	1.5000e-004	35.0821
<b>Total</b>		<b>112.3308</b>	<b>3.9100e-003</b>	<b>4.8000e-004</b>	<b>112.5696</b>

## 413-417 Irving Glendale Apartments - South Coast AQMD Air District, Annual

**EMFAC Off-Model Adjustment Factors for Gasoline Light Duty Vehicle to Account for the SAFE Vehicle Rule Not Applied****5.3 Energy by Land Use - Electricity****Mitigated**

	Electricity Use	Total CO2	CH4	N2O	CO2e
Land Use	kWh/yr	MT/yr			
Apartments High Rise	127029	54.6795	1.9000e-003	2.3000e-004	54.7957
Enclosed Parking with Elevator	52604.8	22.6437	7.9000e-004	1.0000e-004	22.6919
Enclosed Parking with Elevator	81328	35.0076	1.2200e-003	1.5000e-004	35.0821
<b>Total</b>		<b>112.3308</b>	<b>3.9100e-003</b>	<b>4.8000e-004</b>	<b>112.5696</b>

**6.0 Area Detail****6.1 Mitigation Measures Area**

## 413-417 Irving Glendale Apartments - South Coast AQMD Air District, Annual

**EMFAC Off-Model Adjustment Factors for Gasoline Light Duty Vehicle to Account for the SAFE Vehicle Rule Not Applied**

	ROG	NOx	CO	SO2	Fugitive PM10	Exhaust PM10	PM10 Total	Fugitive PM2.5	Exhaust PM2.5	PM2.5 Total	Bio- CO2	NBio- CO2	Total CO2	CH4	N2O	CO2e
Category	tons/yr										MT/yr					
Mitigated	0.2499	0.0125	0.5503	5.5000e-004		0.0334	0.0334		0.0334	0.0334	3.5052	7.2924	10.7976	0.0110	2.4000e-004	11.1432
Unmitigated	0.2499	0.0125	0.5503	5.5000e-004		0.0334	0.0334		0.0334	0.0334	3.5052	7.2924	10.7976	0.0110	2.4000e-004	11.1432

**6.2 Area by SubCategory****Unmitigated**

	ROG	NOx	CO	SO2	Fugitive PM10	Exhaust PM10	PM10 Total	Fugitive PM2.5	Exhaust PM2.5	PM2.5 Total	Bio- CO2	NBio- CO2	Total CO2	CH4	N2O	CO2e
SubCategory	tons/yr										MT/yr					
Architectural Coating	0.0107					0.0000	0.0000		0.0000	0.0000	0.0000	0.0000	0.0000	0.0000	0.0000	0.0000
Consumer Products	0.1208					0.0000	0.0000		0.0000	0.0000	0.0000	0.0000	0.0000	0.0000	0.0000	0.0000
Hearth	0.1081	8.5600e-003	0.2098	5.4000e-004		0.0315	0.0315		0.0315	0.0315	3.5052	6.7359	10.2411	0.0105	2.4000e-004	10.5733
Landscaping	0.0103	3.9200e-003	0.3405	2.0000e-005		1.8900e-003	1.8900e-003		1.8900e-003	1.8900e-003	0.0000	0.5565	0.5565	5.3000e-004	0.0000	0.5699
<b>Total</b>	<b>0.2499</b>	<b>0.0125</b>	<b>0.5503</b>	<b>5.6000e-004</b>		<b>0.0334</b>	<b>0.0334</b>		<b>0.0334</b>	<b>0.0334</b>	<b>3.5052</b>	<b>7.2924</b>	<b>10.7976</b>	<b>0.0110</b>	<b>2.4000e-004</b>	<b>11.1432</b>

## 413-417 Irving Glendale Apartments - South Coast AQMD Air District, Annual

**EMFAC Off-Model Adjustment Factors for Gasoline Light Duty Vehicle to Account for the SAFE Vehicle Rule Not Applied****6.2 Area by SubCategory****Mitigated**

	ROG	NOx	CO	SO2	Fugitive PM10	Exhaust PM10	PM10 Total	Fugitive PM2.5	Exhaust PM2.5	PM2.5 Total	Bio- CO2	NBio- CO2	Total CO2	CH4	N2O	CO2e
SubCategory	tons/yr										MT/yr					
Architectural Coating	0.0107					0.0000	0.0000		0.0000	0.0000	0.0000	0.0000	0.0000	0.0000	0.0000	0.0000
Consumer Products	0.1208					0.0000	0.0000		0.0000	0.0000	0.0000	0.0000	0.0000	0.0000	0.0000	0.0000
Hearth	0.1081	8.5600e-003	0.2098	5.4000e-004		0.0315	0.0315		0.0315	0.0315	3.5052	6.7359	10.2411	0.0105	2.4000e-004	10.5733
Landscaping	0.0103	3.9200e-003	0.3405	2.0000e-005		1.8900e-003	1.8900e-003		1.8900e-003	1.8900e-003	0.0000	0.5565	0.5565	5.3000e-004	0.0000	0.5699
<b>Total</b>	<b>0.2499</b>	<b>0.0125</b>	<b>0.5503</b>	<b>5.6000e-004</b>		<b>0.0334</b>	<b>0.0334</b>		<b>0.0334</b>	<b>0.0334</b>	<b>3.5052</b>	<b>7.2924</b>	<b>10.7976</b>	<b>0.0110</b>	<b>2.4000e-004</b>	<b>11.1432</b>

**7.0 Water Detail****7.1 Mitigation Measures Water**

## 413-417 Irving Glendale Apartments - South Coast AQMD Air District, Annual

**EMFAC Off-Model Adjustment Factors for Gasoline Light Duty Vehicle to Account for the SAFE Vehicle Rule Not Applied**

	Total CO2	CH4	N2O	CO2e
Category	MT/yr			
Mitigated	19.2155	0.0707	1.7300e-003	21.4993
Unmitigated	19.2155	0.0707	1.7300e-003	21.4993

**7.2 Water by Land Use****Unmitigated**

	Indoor/Outdoor Use	Total CO2	CH4	N2O	CO2e
Land Use	Mgal	MT/yr			
Apartments High Rise	2.15008 / 1.35549	19.2155	0.0707	1.7300e-003	21.4993
Enclosed Parking with Elevator	0 / 0	0.0000	0.0000	0.0000	0.0000
<b>Total</b>		<b>19.2155</b>	<b>0.0707</b>	<b>1.7300e-003</b>	<b>21.4993</b>



## 413-417 Irving Glendale Apartments - South Coast AQMD Air District, Annual

**EMFAC Off-Model Adjustment Factors for Gasoline Light Duty Vehicle to Account for the SAFE Vehicle Rule Not Applied****7.2 Water by Land Use****Mitigated**

	Indoor/Outdoor Use	Total CO2	CH4	N2O	CO2e
Land Use	Mgal	MT/yr			
Apartments High Rise	2.15008 / 1.35549	19.2155	0.0707	1.7300e-003	21.4993
Enclosed Parking with Elevator	0 / 0	0.0000	0.0000	0.0000	0.0000
<b>Total</b>		<b>19.2155</b>	<b>0.0707</b>	<b>1.7300e-003</b>	<b>21.4993</b>

**8.0 Waste Detail****8.1 Mitigation Measures Waste****Category/Year**

	Total CO2	CH4	N2O	CO2e
	MT/yr			
Mitigated	3.0814	0.1821	0.0000	7.6341
Unmitigated	3.0814	0.1821	0.0000	7.6341

## 413-417 Irving Glendale Apartments - South Coast AQMD Air District, Annual

**EMFAC Off-Model Adjustment Factors for Gasoline Light Duty Vehicle to Account for the SAFE Vehicle Rule Not Applied****8.2 Waste by Land Use****Unmitigated**

	Waste Disposed	Total CO2	CH4	N2O	CO2e
Land Use	tons	MT/yr			
Apartments High Rise	15.18	3.0814	0.1821	0.0000	7.6341
Enclosed Parking with Elevator	0	0.0000	0.0000	0.0000	0.0000
<b>Total</b>		<b>3.0814</b>	<b>0.1821</b>	<b>0.0000</b>	<b>7.6341</b>

**Mitigated**

	Waste Disposed	Total CO2	CH4	N2O	CO2e
Land Use	tons	MT/yr			
Apartments High Rise	15.18	3.0814	0.1821	0.0000	7.6341
Enclosed Parking with Elevator	0	0.0000	0.0000	0.0000	0.0000
<b>Total</b>		<b>3.0814</b>	<b>0.1821</b>	<b>0.0000</b>	<b>7.6341</b>

**9.0 Operational Offroad**

---

413-417 Irving Glendale Apartments - South Coast AQMD Air District, Annual

EMFAC Off-Model Adjustment Factors for Gasoline Light Duty Vehicle to Account for the SAFE Vehicle Rule Not Applied

Equipment Type	Number	Hours/Day	Days/Year	Horse Power	Load Factor	Fuel Type
----------------	--------	-----------	-----------	-------------	-------------	-----------

10.0 Stationary Equipment

---

Fire Pumps and Emergency Generators

Equipment Type	Number	Hours/Day	Hours/Year	Horse Power	Load Factor	Fuel Type
----------------	--------	-----------	------------	-------------	-------------	-----------

Boilers

Equipment Type	Number	Heat Input/Day	Heat Input/Year	Boiler Rating	Fuel Type
----------------	--------	----------------	-----------------	---------------	-----------

User Defined Equipment

Equipment Type	Number
----------------	--------

11.0 Vegetation

---