

Site Plan

Data Table

Address: 1728 Don Carlos

APN#: 5653-012-005

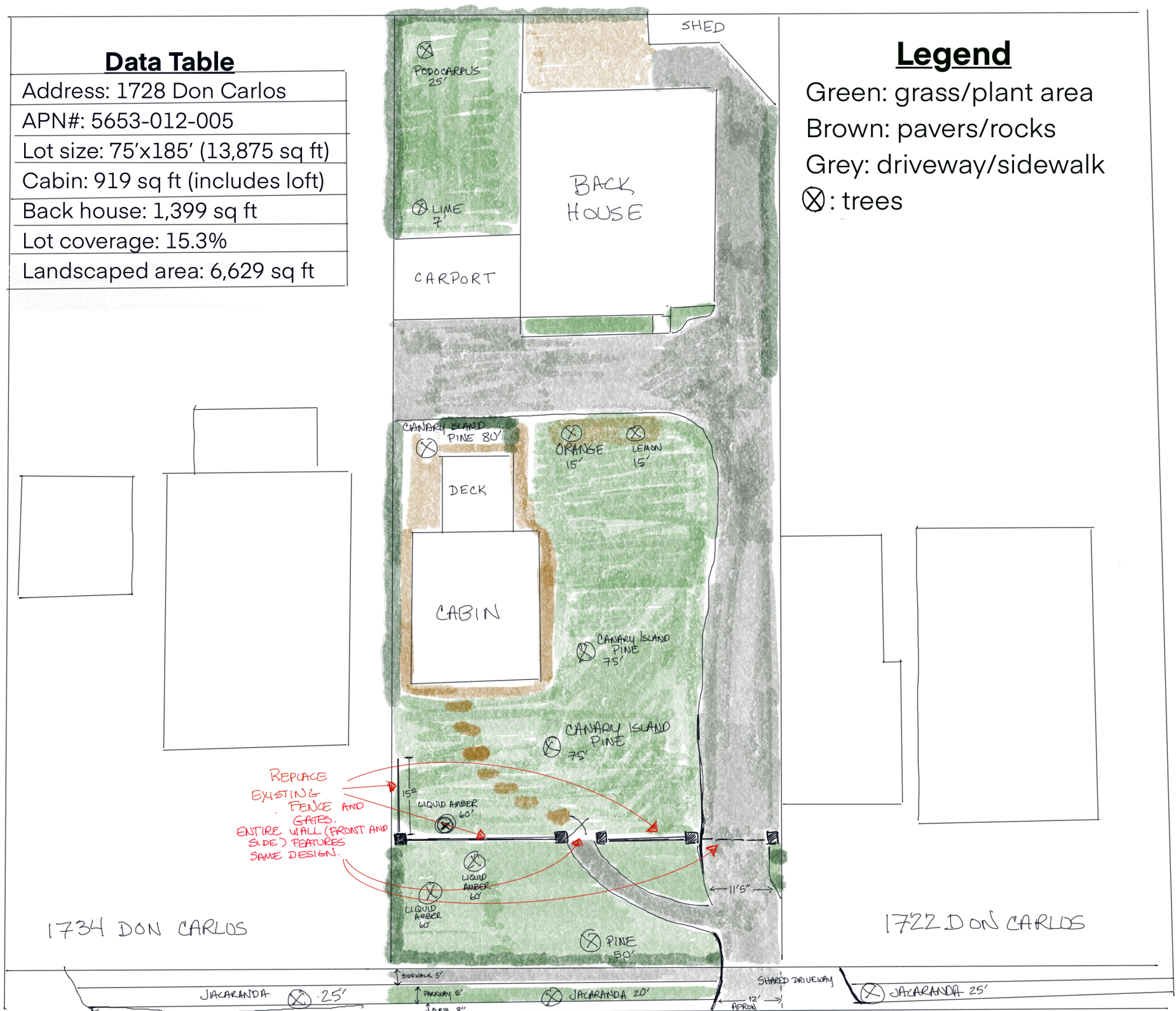
Lot size: 75'x185' (13,875 sq ft)

Cabin: 919 sq ft (includes loft)

Back house: 1,399 sq ft

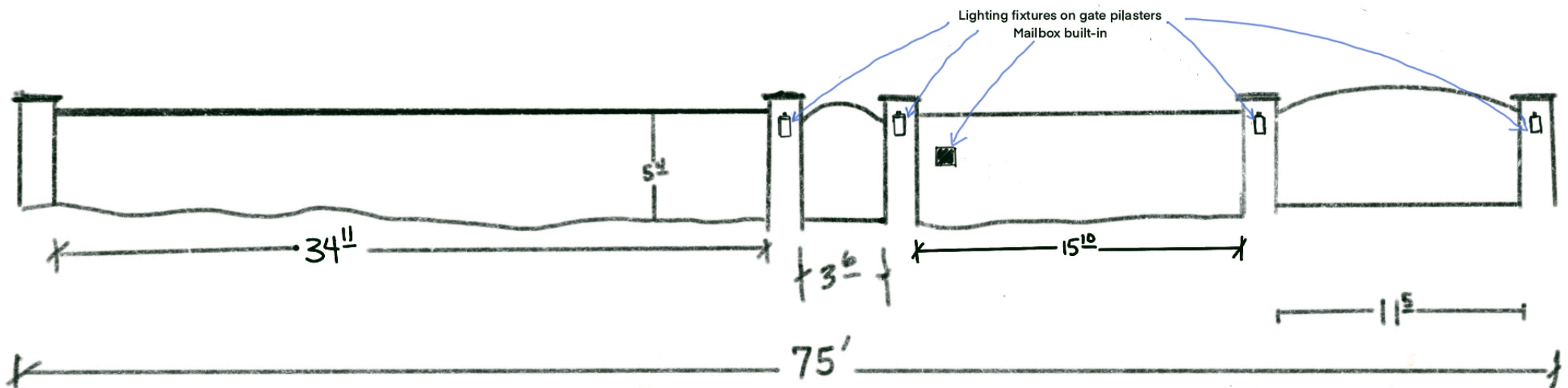
Lot coverage: 15.3%

Landscaped area: 6,629 sq ft



Perspective Elevation

Wall and cap height: 5' 4"
Pilaster and cap height: 6'
Finished Pilaster width: 20"
Pedestrian gate height: 5'10"
Vehicular gate height: 7'



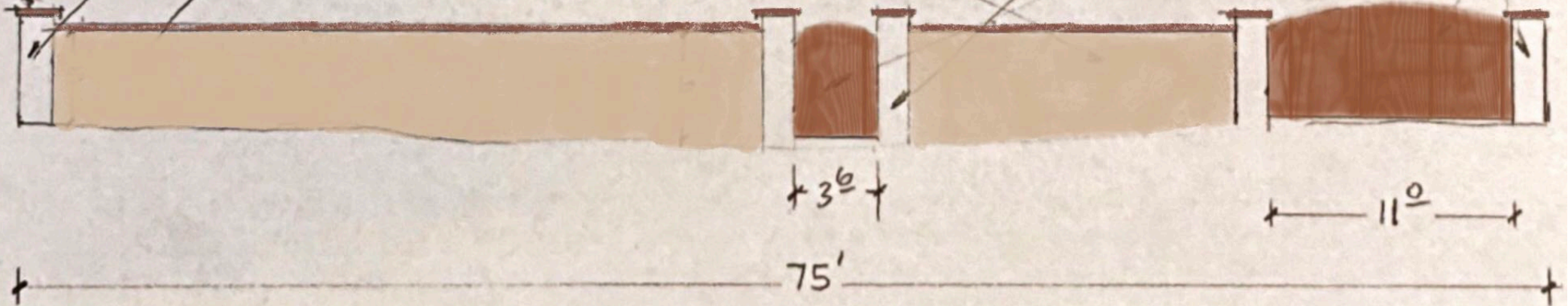
1728 DON CARLOS

MATCHING CAPSTONE
"SABLE"

"WOLF CREEK SOUTHERN LEDGESTONE"

LA HABRA STUCCO
"MISTY" SAND FINISH

STAINED WOOD GATES



1728 DAL CARLOS



Lighting:
SH Studios:
Bozeman

Perma
Chink

Capstone



MATCHING CAPSTONE
"SABLE"



"WOLF CREEK SOUTHERN LEDGESTONE"

LA LARPA STUCCO
"MISTY" SAND FINISH



Sand Float 20/30

STAINED WOOD GATES

